

“Community Based Safety Study of 2-drug (Diethylcarbamazine and Albendazole) versus 3-drug (Ivermectin, Diethylcarbamazine and Albendazole) Therapy for Lymphatic Filariasis in Papua New Guinea”

Protocol Identifier: DOLF_IDA_Papua New Guinea

Type: Community Based Mass Drug Administration

DOLF Project Principal Investigators: Gary Weil, MD, Washington University, USA and Christopher King, MD, PhD, MPH, Case Western Reserve University, USA

Study Site Principal Investigators: Leanne Robinson, PhD, MPH and William Pomat, PhD, Papua New Guinea Institute for Medical Research, Papua New Guinea

Initial Protocol: v1.0 22 April 2016

Amendment 1: v2.0 19 May 2016

Amendment 2: v2.1 05 July 2017

INVESTIGATOR AGREEMENT

“Community Based Safety Study of 2-drug (Diethylcarbamazine and Albendazole) versus 3-drug (Ivermectin, Diethylcarbamazine and Albendazole) Therapy for Lymphatic Filariasis in Papua New Guinea”

DOLF_IDA_Papua New Guinea: v2.1 05 July 2017

I have read the protocol, including the appendices, and I agree that it contains all necessary details for me and my staff to conduct this study as described. I will conduct this study as outlined and make a reasonable effort to complete the study within the time designated.

I will provide all study personnel, participating in the study under my supervision copies of the protocol and access to all study related information provided by the DOLF project. I will discuss with them to ensure they are full informed about the study drug(s) and the study procedures.

Principle Investigator: _____

Name/Title (Print/Type)

Signed: _____ **Date:** _____

NOTE: Both the Project PI and local PI should have signed investigator agreements on file.

Co-Investigators:

Center for Global Health and Diseases, Case Western Reserve University, Cleveland, OH, USA

James Kazura, MD

Ronald Blanton, MD

Daniel J Tisch, PhD

Department of Medicine, Washington University School of Medicine, St. Louis, MO, USA

Gary Weil, MD

PNG Institute for Medical Research

Moses Laman, MBBS, PhD

Livingstone Tavul, MSc

PNG National Department of Health

Sibauk Bieb, MBBS

Lucy John, MBBS

Leo Makita Principal advisor, Malaria and Vector-Borne Diseases

Mary Yohogu, NTD Program manager

World Health Organisation (WHO) WPRO

James Wangi, MPH, MBBS, MBBE

Team Roster

Principal Investigators

1.1.1

1.1.2 Christopher L King, MD, PhD

Center for Global Health and Diseases

Biomedical Research Building

2109 Adelbert Rd.

Case Western Reserve University School of Medicine

Cleveland, OH, 44106-4983

Tel 216-368-4817, email: cxk21@case.edu

Leanne Robinson, PhD, MPH

Papua New Guinea Institute of Medical Research (PNG IMR)

Madang, PNG

Tel 675-422-2909, email: robinson@wehi.EDU.AU

William Pomat, PhD

PNG IMR

Goroka, PNG
Tel 675-532-2800, email: william.pomat@pngimr.org.pg

1.1.3 Investigators

PNG IMR
Madang, PNG
Tel 675-852-2909

Moses Laman, MBBS, PhD email: drmlaman@yahoo.com
Livingstone Tavul, MSc email: lteruah1@gmail.com

Center for Global Health and Diseases
Biomedical Research Building
2109 Adelbert Rd.
Case Western Reserve University School of Medicine
Cleveland, OH, 44106-4983

1.1.4

1.1.5 James W Kazura, MD

Tel 216-368-4810; email jxk14@case.edu

1.1.6 Ronald E Blanton, MD

Tel 216-368-4814; email reb6@case.edu

Daniel J Tisch, MPH, PhD email: dxt37@case.edu

PNG National Department of Health

Sibauk Beib, MBBS email: svbeib@gmail.com
Lucy John, MBBS email: Lucy_John@health.gov.pg
Leo Makita email: leo.makita@gmail.com
Mary Yohogu email: myohogu51@gmail.com

WHO WPRO

James Wangi, MPH, MBBS, MBBE email: wangij@wpro.who.int/pg

Protocol Statisticians

Daniel J Tisch, MPH, PhD
Case Western Reserve University School of Medicine
Center for Global Health & Diseases, Dept. of Epidemiology and Biostatistics

2109 Adelbert Road,
Cleveland, OH, USA 44106
Tel. 216 368 4818 Fax: 216 368 4825 email: dxt37@case.edu

Ken Schechtman, PhD
Dept. of Internal Medicine and Division of Biostatistics, Washington University School of
Medicine
660 South Euclid, St. Louis, MO 63110
Tel. 314-454-8356; Fax 314-454-5113; email: wshannon@im.wustl.edu

1.1.6.1.1.1.1 Medical Monitor

Charles H King, MD, MS
Center for Global Health and Diseases, Case Western Reserve University School of Medicine,
Cleveland, OH

1.1.6.1.1.1.2 PARTICIPATING SITES

Case Western Reserve University
IRB approval and oversight provided by University Hospitals Case Medical Center Cleveland,
OH USA

PNG IMR
Madang and Maprik, PNG
IRB approval and oversight provided by PNG IMR, Goroka and the PNG Medical Research
Advisory Committee (MRAC), Port Moresby

PNG National Department of Health (PNG NDoH)
Vector Borne Disease Control Program; Lymphatic Filariasis Elimination Program

LAYMAN PROTOCOL SUMMARY

Results from ongoing studies conducted in East Sepik Province, PNG have shown that using three drugs together (Ivermectin [IVM], Diethylcarbamazine [DEC] and Albendazole [ALB], i.e., “IDA”) is more effective than the current two-drug combination (DEC+ALB) being used in the global program to eliminate lymphatic filariasis in PNG. Lymphatic filariasis (LF) elimination in PNG involves annual mass drug administration (MDA) *with the current standard two drug regimens in LF endemic areas for at least 5 years.*

A single dose of the three drugs together, IDA, very quickly cleared all lymphatic filariasis “worms” or “microfilariae” (Mf) from the blood of 68 heavily infected individuals with LF in PNG. All treated participants remained Mf negative one year after treatment, something that is only achieved in ~20 to 30% of individuals treated with the standard two-drug combination in PNG. A single dose of the triple drug combination therefore appears to kill or permanently sterilize adult worms.

This new treatment could make a huge difference in the global effort to eliminate LF in PNG and other LF endemic countries by reducing the number of rounds of Mass Drug Administration (MDA) required for elimination. i.e., completely and irrevocably eliminating transmission of LF by the local mosquito vectors. The greatest impact of this new treatment may be in areas with high infection rates where MDA has not yet been introduced, and also could be very useful areas where LF infection persists despite several years of annual MDA with the current 2-drug regimens. In PNG, both areas exist and continue to present a challenge to LF elimination efforts.

Although all of the individual drugs used in the IDA triple drug combination have been provided as MDA to hundreds of millions of people since 2000, there is only limited experience with the three drugs used together. Currently a total of 120 participants with heavy LF infections have been treated with the triple drug combination in clinical trials in PNG and Cote d’Ivoire. Many of the LF infected people given IDA experienced brief side effects that are commonly associated with two drug regimens that include DEC+ALB (in PNG and other countries in the Pacific and Asia) or IVR+ALB (in various regions of sub-Saharan Africa). Side effects included fever, headache, myalgia, and dizziness that usually resolved within 24 to 48 hours. The frequency of adverse events (AE) was higher in triple drug IDA treatment compared to standard two-drug treatment. However, the overall severity of the AEs was similar between IDA and the two drug regimens and no serious AE’s requiring hospitalization occurred.

Although there is little doubt that the IDA triple drug combination is more effective than current two-drug MDA combinations for LF elimination, more safety data are urgently needed before IDA can be rolled out as an MDA regimen for millions of people. The current two-drug MDA combination for LF was studied in closely monitored community trials before being endorsed for widespread use. Similar data are now required for the new triple drug IDA combination. The Bill & Melinda Gates Foundation is willing to financially support such studies in four countries, including PNG.

The primary objective of the trial will be to study the safety and tolerability of the triple drug IDA combination, by comparing the number and type of adverse events that develop after a single treatment of LF infected and uninfected participants with IDA or DEC+ALB (the current standard regimen) in LF endemic communities in PNG. Secondary objectives will be to i) compare how much more effective the IDA combination is than DEC+ALB in killing microfilariae in community settings; and ii) compare community acceptance of MDA with the triple drug IDA compared to the two-drug combination of DEC+ALB.

TABLE OF CONTENTS

INVESTIGATOR AGREEMENT	2
1.1.1 3	3
1.1.2 Christopher L King, MD, PhD	3
1.1.3 Investigators.....	4
1.1.4 4	4
1.1.5 James W Kazura, MD	4
1.1.6 Ronald E Blanton, MD	4
TABLE OF CONTENTS	8
2 PROTOCOL SUMMARY	13
3 BACKGROUND INFORMATION AND RATIONALE.....	16
3.1 Country Specific Background.....	17
4 POTENTIAL RISKS AND BENEFITS.....	19
4.1 Risks of Blood Draw.....	19
4.2 Risks of Study Drugs	19
4.3 Potential Participant and Community Benefit	19
4.4 Study Participation and Cost.....	20
4.5 Compensation for Injury.....	20
5 STUDY DESIGN AND OBJECTIVES.....	21
5.1 Study Objectives.....	21
5.1.1 Secondary Objectives	21
5.2 Study Design	21
5.3 Study Screening and Enrollment.....	21
5.3.1 Study Site.....	21
5.4 Preparatory Activities.....	22
5.4.1 Social Mobilization.....	22
5.4.2 Household Enumeration, Census and Geo-Referencing	22
5.5 Pre-Treatment Assessment Team	22
5.6 Inclusion and Exclusion Criteria	22
5.7 Pregnant Females	23
5.8 Informed Consent	23
5.9 Baseline Survey.....	24
5.10 Screening for Filarial Antigenemia and Microfilaria	24
5.11 Assessment of Efficacy of IDA on STH (including <i>Strongyloides</i> by qPCR)	24
5.12 Randomization.....	25
5.13 Withdrawal.....	25
5.14 Efficacy and Effectiveness of IDA vs DA.....	26
5.15 Retreatment.....	26
5.16 Guidelines for Stopping the Trial	26
5.17 Triple Drug Regimen Acceptability	27
6 INVESTIGATIONAL PRODUCT	28
6.1 Study Drug Background.....	28

6.1.1	Product Supply and Storage.....	29
7	STUDY PROCEDURES/EVALUATIONS/SCHEDULE	30
7.1	Triple Drug Therapy (IDA) and Two-Drug Therapy (DA)	30
7.2	Overall Study Schedule	30
8	SAFETY REPORTING AND SAFETY MONITORING	31
8.1	Definitions.....	31
8.2	Assessment of Adverse Events	32
8.2.1	Serious Adverse Event (SAE) Assessment and Management.....	32
8.3	Reporting of Pregnancy	33
8.4	Safety Monitoring by the Oversight Committee	33
9	CLINICAL MANAGEMENT OF EVENTS	34
9.1	Adverse Event Monitoring and Management	34
9.1.1	Mild Localized Symptoms.....	34
9.1.2	Moderate to Severe Localized Adverse Events	34
9.1.3	Moderate to Severe Systemic Adverse Events.....	35
9.2	Rapid Response Teams for Management of Adverse Events	35
10	STATISTICAL CONSIDERATIONS	36
10.1	Safety	36
10.2	Efficacy.....	36
10.3	Enrolling Additional Participants.....	36
11	DATA HANDLING/RECORD KEEPING/SOURCE DOCUMENTS	37
11.1	Types of Data Collected.....	37
11.2	Study Records Retention	38
11.3	Source Documents	38
12	RESPONSIBILITIES	39
12.1	Investigator Responsibilities.....	39
12.1.1	Good Clinical Practice	39
12.2	Institutional Review Board (IRB)/Ethics Committee (EC)	39
12.3	Informed Consent	39
12.3.1	Informed Consent Training	39
12.3.2	Country Specific ICF Information.....	40
12.4	Participant Privacy	40
12.5	Data Ownership	40
13	PUBLICATION POLICY	42
14	LITERATURE REFERENCES	43
	LIST OF APPENDICES.....	45
Appendix 1:	Study Flow Diagram (Country Specific)	46
Appendix 2:	Participant Enrollment Form [Example]	47
Appendix 3:	Participant Monitoring Form [Example]	50
Appendix 4:	Guide To Assigning Adverse Event Severity	53
Appendix 5:	Adverse Event Evaluation and Report Form (AEERF) [Example]....	56
Appendix 5a:	Required Reporting Guideline For Serious Adverse Events	60
Appendix 6A:	Informed Consent Form [Example]	64

Appendix 6B: Informed re-Consent Form (V.1, 24 may 2017)**Error! Bookmark not defined.**
Appendix 7: Treatment Acceptability Study Protocol 73

LIST OF ABBREVIATIONS

GENERAL PROJECT ABBREVIATIONS

AE	Adverse Event/Adverse Experience
AEERF	Adverse Event Evaluation and Report Form
AFC	Anti-Filariasis Campaign
Ag	antigenemia
ALB	Albendazole
CDD	Community Drug Distributor
CRF/eCRF	Case Report Form also referred to as eCRF (electronic case report form)
DA	Two Drug Therapy (diethylcarbamazine and albendazole)
DEC	Diethylcarbamazine
DOLF	Death for Onchocerciasis and Lymphatic Filariasis
DOT	Directly Observed Treatment
DSMB, DSRB or DMC	Data and Safety Monitoring Board also called Data Safety Review Board or Data Monitoring Committee
EC	Ethics Committee (may also be called IRB or Institutional Review Board)
EDC	Electronic Data Capture
FTS	Filariasis Test Strip
GCP	Good Clinical Practice
GPELF	Global Programme to Eliminate Lymphatic Filariasis
GPS	Global Positioning System
ICF	Informed Consent Form
ICH	International Conference on Harmonization
IDA	Triple Drug Therapy (Ivermectin, Diethylcarbamazine, and Albendazole)
IMA	IMA World Health

IRB	Institutional Review Board (may also be called EC)
IVM	Ivermectin
LF	Lymphatic Filariasis
MDA	Mass Drug Administration
MF	Microfilaria(e)
Mg	Milligram
NTD	Neglected Tropical Diseases
NLM	National Library of Medicine
PHM	Public Health Midwife
PI	Principal Investigator
SAE	Serious Adverse Event/Serious Adverse Experience
SOP	Standard Operating Procedure
TAS	Transmission Assessment Surveys
UNID	Unique Study Identification Numbers
UR	University of Ruhuna
USAID	United States Agency for International Development
WHO	World Health Organization

COUNTRY SPECIFIC ABBREVIATIONS

PNGIMR	Papua New Guinea Institute for Medical Research
--------	---

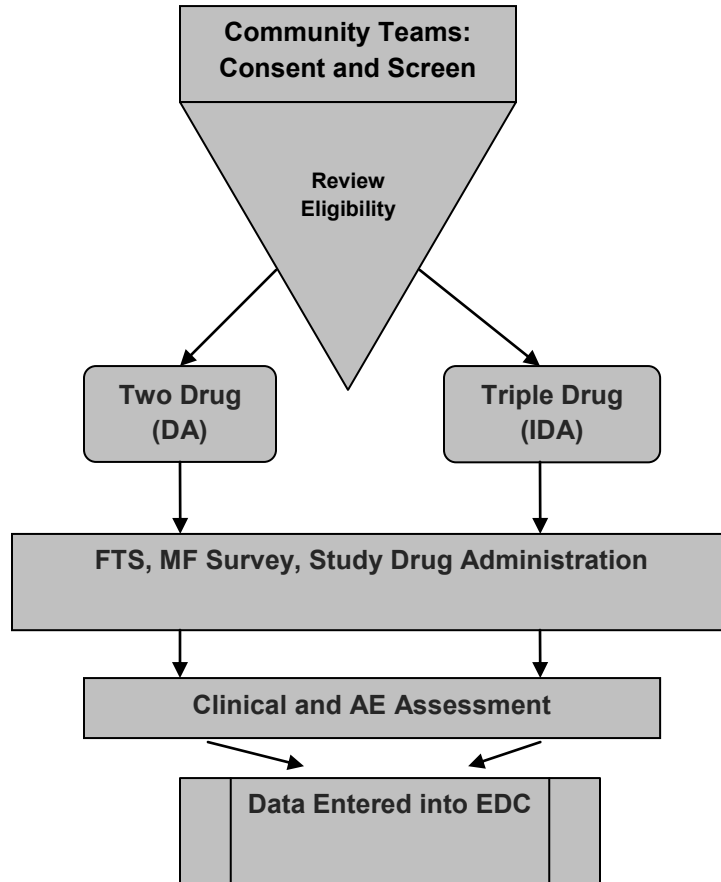
2 PROTOCOL SUMMARY

Study Title:	Community Based Safety Study of 2-drug (Diethylcarbamazine and Albendazole) versus 3-drug (Ivermectin, Diethylcarbamazine and Albendazole) Therapy for Lymphatic Filariasis in Papua New Guinea
Type of Study:	Mass Drug Administration
Population:	IDA/ Triple Drug Arm: participants more than or equal to 5 years of age DA/ Dual Drug Arm (DA): participants more than or equal to 5 years of age
Number of Treated Areas:	Study sites will be communities in Madang Province, Bogia District and as alternatives, Dreikiker District, East Sepik Province and East New Britian Province
Duration of Study Participation	Single treatment with daily adverse event follow-up thru Day 7, then a long-term follow-up visit at 1 year.
Study Drugs	Ivermectin (3 mg tablets) *not included in two arm treatment Diethylcarbamazine (100 mg tablets) Albendazole (400 mg tablets)
Primary Objective:	Determine the frequency, type, and severity of adverse events following triple drug therapy (IVM+DEC+ALB) compared to the standard two drug treatment (DEC+ALB) in infected and uninfected individuals in a community
Secondary Objectives:	Compare the efficacy of IDA (3 drug therapy) to DA (2 drug therapy) administered in communities for clearance of MF and filarial antigenemia (Ag) Assess the effect of intensity of filarial infection on the frequency and severity of adverse events Compare community acceptance of Mass Drug Administration with three drug vs two drug therapy To examine the impact of IDA vs DA on transmission of LF. To evaluate the impact of IDA vs. DA on reduction of scabies and other skin infections.

DOLF PROJECT	This protocol is specific to Papua New Guinea, but results will also be included in the larger DOLF project. Data will be available/reviewed at a country level and at the project level.
---------------------	---

STUDY DESIGN

General Flow Diagram:



DOLF_IDA_Papua New Guinea Study	ARM 1	Sample Size: 3000	Triple Drug
	ARM 2	Sample Size: 3000	Two Drug

NOTE: A Study Flow Diagram specific for Papua New Guinea is provided in [Appendix 1](#).

3 BACKGROUND INFORMATION AND RATIONALE

LF is a parasitic worm infection where adult male and adult female worms that have mated in the lymph nodes of the human lymphatic system release immature forms (microfilaria or MF) that appear in the blood stream at night. These MF are taken up by mosquitoes, after which they develop to infective forms over 1-2 weeks that continue the parasite lifecycle when blood seeking female mosquitoes again bite a potential human host. Dying adult worms provoke disabling and disfiguring obstruction of the lymphatic vessels. In 2000, the World Health Organization (WHO) launched the Global Programme to Eliminate Lymphatic Filariasis (GPELF) to eliminate lymphatic filariasis as a public health problem by 2020. To interrupt transmission, WHO recommends therapy using combinations of two medicines delivered to entire at-risk populations through a strategy known as mass drug administration (MDA). Ivermectin and albendazole are administered in areas where onchocerciasis is co-endemic; diethylcarbamazine and albendazole are administered in areas where onchocerciasis is not co-endemic.

Results of a pilot study in Papua New Guinea suggest that triple drug therapy (ivermectin, diethylcarbamazine and albendazole) is superior to the currently recommended two-drug regimen [11]. A single dose of the triple therapy rapidly achieved complete clearance of *Wuchereria bancrofti* microfilariae from the blood of 12 individuals for at least one year post-treatment. All six individuals tested at 24 months were still amicrofilaremic, suggesting that the triple therapy might permanently sterilizes adult filarial worms. Many people treated in these studies experienced transient systemic adverse events commonly associated with diethylcarbamazine or ivermectin treatment of filariasis. Adverse events were more frequent after the triple therapy than after the usual combination of two drugs. However, no serious adverse events were observed. Preliminary results from two larger clinical trials in Papua New Guinea and in Cote d'Ivoire (West Africa) are consistent with results from the pilot study. The dramatic reduction and sustained clearance of microfilaremia along with the safety profiles seen in these studies suggest that the triple drug therapy may be a useful tool for achieving the goal of eliminating lymphatic filariasis as a public health problem by 2020.

Although the studies mentioned above have clearly demonstrated the superiority of the triple drug therapy for clearing *W. bancrofti* microfilariae from the blood, more safety and efficacy data are needed before triple therapy can be rolled out on a large scale as a mass drug administration regimen in lymphatic filariasis endemic countries. WHO recommends a best practice called “cohort event monitoring” for demonstrating safety of new drug regimens for public health program use. Establishing safety through such methodology requires pre and post treatment assessments from at least 10,000 people treated with the triple therapy across multiple settings.

The inclusion of IVM to an MDA regimen also provides additional public health benefits, since it complements the deworming effect of ALB, a global initiative for the control of gastrointestinal worm infections (e.g., hookworm, *Ascaris*, *Trichuris*, *Strongyloides*) and eliminates lice and scabies mites (4).

3.1 Country Specific Background

Papua New Guinea (PNG) has some of the most heavily infected populations with lymphatic filariasis in world and most areas in PNG have never received any treatment for lymphatic filariasis. Adverse events (AEs) following MDA are directly related the burden of infection, especially the microfilarial levels which are rapidly killed by ivermectin [IVM] and diethylcarbamazine [DEC]. The addition of IVM to existing treatment regimen with DEC+ALB might be expected to increase AEs, especially in individuals with high MF levels as was observed PNG (Thomsen, et al CID, 2016). Thus studies in PNG will be crucial to establish the safety of triple drug therapy in participant with high microfilaria level of the principal human filarial parasite *W. bancrofti*. Results from ongoing studies conducted in East Sepik Province have shown that using three drugs together (ivermectin [IVM], diethylcarbamazine [DEC] and albendazole [ALB]) is more effective than the current two-drug combination (DEC/ALB) being used in the global program to eliminate lymphatic filariasis in Papua New Guinea. Lymphatic filariasis elimination in PNG involves annual mass drug administration (MDA) in lymphatic filariasis (LF) endemic areas for at least 5 years.

A single dose of the three drugs together very quickly cleared all lymphatic filariasis “worms” or “microfilariae” (MF) from the blood of 68 heavily infected with LF in PNG. All but two treated participants remained MF negative 1 year after treatment, something that is only achieved in ~ 20 to 30% of individuals treated with the standard two-drug combination in PNG. The two MF positive individuals at one year had only one MF in 2 mls of blood, a level unlikely to be transmissible. Moreover these individuals lived in a community with exceptionally high transmission and it is possible that they may be been re-infected during the course of year followup. A single dose of the triple drug combination therefore appears to kill or permanently sterilize adult worms. In this larger study of triple drug treatment, AEs were slightly higher compared to the standard two drug regimen, but this difference was not significantly different. There was one severe AE in a participant that received the triple drug regimen, however this resolved within 24 hours, did not require hospitalization, and was deemed not be an SAE by medical professional evaluating the individual.

This new treatment could make a huge difference in the global effort to eliminate LF by reducing the number of rounds of MDA required for elimination. The greatest impact of this new treatment may be in areas with high infection rates where MDA has not yet been introduced, but it also could be very useful for areas where LF infection persists despite several years of annual MDA with current 2-drug regimens. In PNG, both areas exist and continue to present a challenge to LF elimination efforts.

The WHO, academic experts, and the donor community are excited, because IDA has the potential to accelerate LF elimination around the world. Although the studies cited above have clearly demonstrated the superiority of the IDA regimen for clearing *W. bancrofti* MF, more safety and efficacy data are needed before IDA can be rolled out on a large scale. The WHO and Bill & Melinda Gates Foundation have accepted the efficacy data, but in order to elevate this approach to WHO policy and obtain increased drug company donation, it will be necessary

to obtain evidence of an acceptable AE profile in large multi-center international studies. WHO recommends a best practice called “cohort event monitoring” for demonstrating the safety of new drug regimens for public health program use (see A Practical Handbook on the Pharmacovigilance of Medicines used in the Treatment of Tuberculosis, World Health Organization, Geneva, 2012). Establishing the safety of IDA for MDA through such methodology requires pre- and post-treatment assessment from at least 10,000 people treated across multiple settings. The current two-drug MDA regimens were studied in closely monitored community trials in a similar manner before they were endorsed for widespread use by the GPELF. This study is designed to obtain data on the safety and effectiveness of IDA therapy in the PNG population to guide future use of the therapy for the treatment of LF in PNG and to be included in the larger data set from all contributing countries to advance IDA therapy for use in eliminating LF worldwide.

4 POTENTIAL RISKS AND BENEFITS

4.1 Risks of Blood Draw

Blood collection via finger prick is considered to be minimal risk and little or no discomfort is anticipated. The risk of infection is minimized by the use of standard sterile techniques. On occasion a participant may faint during or after the finger prick. Study personnel will be alert to participant reactions after the blood collection and will provide aid as needed.

4.2 Risks of Study Drugs

The combinations of ivermectin plus albendazole or DEC plus albendazole are widely used for MDA. There also have been clinical trials of DEC plus Ivermectin and for triple drug therapy that show no significant drug interactions [11]. Risks of each drug separately, with some indication of how likely these are to occur, are summarized below:

Diethylcarbamazine (DEC): The most common side effects reported are itching and swelling of face, headache, joint pain, unusual tiredness or weakness. These are transient. Less common are dizziness, nausea or vomiting. Fever, painful and tender glands in groin, neck and armpits or skin rash can occur, and are usually associated with high burdens of infection as judged by the level of blood microfilaremia.

Albendazole (ALB): The most common side effects reported are headache, nausea, stomach pain and vomiting and are usually associated with heavy soil-transmitted helminths infections. Severe allergic reactions occur rarely, and include rash, hives, itching, difficulty breathing, tightness in the chest, swelling of the mouth, face, lips, or tongue, dark urine. Mild elevation in liver transaminases can occur, but normalize with cessation of treatment. These AEs are usually associated with prolonged ALB therapy.

Ivermectin (IVM): The most common side effects reported are diarrhea, dizziness and nausea. Rare side effects include rash, hives, itching, difficulty breathing, chest tightness, swelling of the mouth, face, lips, or tongue, eye pain, fainting, and fast heartbeat. Mild decrease in leukocyte counts, elevated liver function tests, and cardiovascular effects that included tachycardia and orthostatic hypotension have been described. Infrequently, treatment can exacerbate bronchial asthma. These AEs are usually associated with prolonged therapy.

4.3 Potential Participant and Community Benefit

Infected participants, who sign an informed consent, will be treated for the LF infection. LF transmission to the community will be reduced by participation in either treatment arm. A broader community benefit may be facilitated by the triple drug regimen as it is believed the triple drug regimen has the potential to markedly reduce the number of MDA treatments needed to achieve transmission interruption and elimination of LF.

Both regimens provide treatment for intestinal worms, and the triple drug treatment has the added benefit of providing an effective treatment for scabies.

If the triple drug intervention proves successful, the triple therapy is likely to be adopted in many LF endemic areas globally. In order to facilitate such an uptake of triple therapy into national treatment policies, the study will be performed by Papua New Guinea Institute for Medical Research (PNGIMR) in collaboration with National Department of Health responses for the LF control program and results from this study will be combined and shared with the World Health Organization.

4.4 Study Participation and Cost

Participation is voluntary and participants may decline participation without consequences. There will be no cost to the individual to participate in the study and they will not be paid for their participation. The study will cover cost associated with laboratory test, study drugs, and clinical monitoring.

4.5 Compensation for Injury

The study drugs have been widely used for treatment of lymphatic filariasis and it is anticipated that injury resulting from treatment will be rare. In the event that a participant experiences a serious adverse event (SAE) attributable to study treatment, the project will help in supporting the medical treatment and/or hospitalization required.

In the event that a participant experiences a Serious Adverse Event attributable to treatment, the project will help support medical treatment and hospitalization required. If the participant dies as a direct consequences of treatment, then compensation to the family will be provided. It is anticipated that any injuries resulting from this study will be rare because the drugs employed have been widely used for treatment of lymphatic filariasis with very few serious adverse events.

5 STUDY DESIGN AND OBJECTIVES

5.1 Study Objectives

To determine the frequency, type and severity of adverse events following triple-drug therapy (IVM+DEC+ALB, IDA) compared to the standard two-drug treatment (DEC+ALB, DA) in infected and uninfected individuals in a community.

5.1.1 Secondary Objectives

1. To compare the efficacy of IDA vs. DA administered in communities for clearance of MF and filarial antigenemia (Ag).
2. To assess the effect of intensity of filarial infection on the frequency and severity of adverse events.
3. To compare community acceptance of MDA with IDA vs. DA.
4. To examine the impact of IDA vs DA on transmission LF.
5. To evaluate the impact of IDA vs. DA on reduction scabies and other skin infections.

5.2 Study Design

The trial will be an open labelled two-armed study. The two arms are (1) MDA with IDA (triple drug therapy) and (2) MDA with the currently used combination of DA (two-drug regimen). An overview of the study flow is provided in [Appendix 1](#).

The primary endpoint will be the rate of AE and SAE among participants. The definitions of mild, moderate, severe and serious AE are provided in [Appendix 4](#).

5.3 Study Screening and Enrollment

5.3.1 Study Site

Previous studies have identified the mainland and coastal islands of Northern PNG as the most effected by lymphatic filariasis (5-8). The study will be conducted in an area with high prevalence of lymphatic filariasis (LF). We have identified three potential study sites: i) Bogia District, Madang Province as the most likely study site where many of the villages average between 50 to 60% antigen positivity from a survey conducted in March 2016. Other potential sites are in areas of ii) East Sepik Province (ESP), and/or Sandaun Provinces (SP). None of these sites have previously received MDA. Another potential site is in East New Britian Province (ENB). Some areas within ENB have antigen positive rates as high as 68% based on recent

screening by our study team. Other areas in ENB have low or negligible LF infection rates and some have received MDA.

5.4 Preparatory Activities

5.4.1 Social Mobilization

Prior to the administration of the drugs, intense social mobilization activities will be conducted to ensure maximum community participation. This will include development and distribution of key messages that will emphasize the acceptance and swallowing of the drugs along with their benefits and safety.

5.4.2 Household Enumeration, Census and Geo-Referencing

Health workers with the research team and community drug distributors (CDD) will enumerate and record the GPS coordinates of each house and compound within the selected study areas (PHMs) (House Visit #1, [Appendix 1](#)). A census will be performed to collect name, age and sex of each household member greater than or equal to 5 years of age. Basic information on house structure that might affect mosquito exposure to lymphatic filariasis infection, e.g. type of structure, whether screened windows present, existence of a toilet, running water, electricity and/or insecticide treated bed nets will also be collected.

5.5 Pre-Treatment Assessment Team

The pre-treatment assessment (House visit #2, [Appendix 1](#)) team will be composed of people with basic medical training able to perform a medical history and a basic physical examination (local health workers, physicians, and nursing or medical students), laboratory technicians, and community drug distributors involved in previous MDA for LF and known by the local community.

5.6 Inclusion and Exclusion Criteria

Inclusion Criteria

1. Age \geq 5 years, for IDA and DA arms (males and females).
2. Able to provide informed consent or give parental consent for minors to participate in the trial
3. No evidence of severe or systemic co-morbidities except for features of filarial disease

Exclusion Criteria

1. Age $<$ 5 years (ivermectin is not approved for use in children less than 5 years of age)
2. Unable to provide informed consent or give parental consent for minors to participate in the trial

3. Pregnant women (DEC, ivermectin and albendazole are not known to be safe for use during pregnancy)
4. Severe chronic illness (chronic renal insufficiency, severe chronic liver disease, or any illness that is severe enough to interfere with activities of daily living)
5. History of previous allergy to MDA drugs

5.7 Pregnant Females

Pregnant females will not be eligible to participate in this study because of the unknown effects of the drugs and drug combination used in this study. Females will be asked about the timing of the first day of their last menstrual period. Females who report that their last menstrual period started 4 weeks or longer before the interview will be excluded from the study. Females who do not recall the timing of their last menstrual period will also be excluded.

5.8 Informed Consent

A waiver of consent is being requested for the Census and Geo-referencing portion of the study prior to receiving formal consent. The study team will be collecting information about the communities and residents. This portion of the study is not greater than minimal risk and the members of the study team who are conducting the Census and Geo-referencing portion of the study will explain what they are collecting to village residents.

Individuals will be evaluated as to whether they meet the inclusion/exclusion criteria, before they give informed consent. Before any physical procedures or drug administration occur, signed consent will be obtained from participants.

Adult participants will sign a written, informed consent before the inclusion process ([Appendix 6](#)). Minors from ages 5 to 7 years do not need to give assent to the study. Respecting the cultural practices and norms in PNG, minors between the ages 7 and 12 years will not sign an assent form, but their parents will sign consent to allow their participation. This process reflects the cultural norms and practices usually employed in studies in PNG, and respect the roles that parents and the community have in the informed consent process. Minors aged 14-17 will sign the adult consent form in order to participate.

In the event that a participant is unable to read or has insufficient level of knowledge to comprehend the consent form, another villager with sufficient reading and writing skills will act a witness to the consenting process. The witness should not be involved in the implementation of the study. Participants who do not speak or read English are neither specifically included nor excluded from this study. There are hundreds of languages in Papua New Guinea. A native speaking community worker who is knowledgeable about research and the study will translate the consent form from English into the local language.

5.9 Baseline Survey

After consenting and prior to evaluation for LF infection and treatment, all individuals will be assigned a unique ID and be enrolled using a participant enrollment form ([Appendix 3](#)). Questions will be asked to each participant about their general health and last menstrual period (to establish pregnancy for women of childbearing age). Each individual will be asked if they have signs of LF complications (hydrocele, lymphedema, lymphangitis, and lymphadenitis), if they took treatment during the previous MDA for LF and if they recently took albendazole, diethylcarbamazine, or ivermectin for other conditions. Participants reporting lymphedema will be examined to identify the location and grade of the lymphedema.

Impact of IDA versus DA on LF transmission using xeno-monitoring

Mosquito collections will be conducted prior to commencement of community MDA. After consultation with community leaders as to those areas of their community where many mosquitoes are observed near or within households, light traps will be strategically placed and mosquitoes collected for 24 to 48 hours. Anopheline mosquitoes known to transmit lymphatic filariasis will be collected from the light traps, pools of 10 to 25 mosquitoes made, and DNA extracted from the pooled mosquitoes for PCR amplification of *W. bancrofti* DNA. The proportion of filarial infected mosquitoes will then be determined. The same xeno-monitoring will be conducted in the same villages one year following treatment.

5.10 Screening for Filarial Antigenemia and Microfilaria

Approximately 75µl of capillary blood from each eligible individual will be collected via finger prick to be deposited on the rapid diagnostic test Filariasis Test Strip (FTS, Alere™, WHO approved) for LF antigen detection in the field. Following application of blood for the FTS, a few drops of blood will be applied to a filter paper and dried for subsequent serological evaluation of LF exposure infection. Participants with positive FTS tests will be visited at night (10 - 12 am) for microfilaria testing (60 µl measured volume blood smear- 3 lines, prepared according to the project standard operating procedure (SOP)) collected by the finger prick method.

Study participants will be informed that their blood samples may be shipped to other countries like the United States for additional parasitology testing. These samples may be stored for a longer time after the intended testing. No HIV or human genetic testing will be performed.

Universal precautions for individuals collecting and working with blood samples to include proper disposal of contaminated materials (test strips, lancets, capillary tubes, blood film slides) will be in accordance with the guidelines prescribed by the local health authorities.

5.11 Assessment of Efficacy of IDA on STH (including *Strongyloides* by qPCR)

Expected number of positive individuals per treatment arm: We assume that per treatment arm we will collect stool samples from a community of about 1,000 individuals. With a

confidence level of 95% and a confidence interval of 5% we would require testing at least 278 participants. Assuming a sample size of 300 (~278) and a confidence level of 95% we expect to treat at a prevalence of 50% (ie any STH) between 133 and 167 infected individuals and at a prevalence of 10% (ie one STH species only) between 20-40 infected individuals. Based on previous data from eastern Indonesia and PNG we expect a minimum prevalence of any STH of 50%.

Study sites: It is sufficient to select the 300 individuals per treatment arm from one study area/village, because a more homogeneous distribution of STH compared to LF can be expected. Susceptibility to the drug treatment should not vary within the same region.

Collection of stool samples: We will follow the DOLF '*SOP for Stool Collection*'. A convenience sampling method will be used without special regard to sex and age, because drug efficacy is unlikely to depend on these parameters. A follow-up stool sample will be collected 2-4 weeks and one year after treatment from the same individuals that provided the baseline sample. We expect a compliance of 90% because of pre-selection of compliant individuals. Participants who are FTS positive one year after treatment will also be asked to provide a stool sample.

Assessment of STH eggs: We will use the Kato Katz method before and after treatment, because of its sufficient sensitivity in high prevalence areas, its simple performance in the field, and the standardized quantitative assessment. We will follow the DOLF '*SOP Kato Katz Procedure*'. Stool aliquots will be preserved for later examination by qPCR. This will enable us to archive STH DNA samples before and after IDA treatment and to test for efficacy of IDA for *Strongyloides*. We will follow the DOLF '*SOP Stool Sample Management*' (version 2016). Participants will be informed that that the stool samples may be shipped to other countries like the United States for qPCR testing. These samples may be stored for a longer time after the intended testing. No HIV or human genetic testing will be performed.

5.12 Randomization

Communities will be assigned treatment either by randomization or by purposively matching communities based on population and prevalence of LF. If the prevalence is homogenous across the communities, each site may be randomly assigned to one of the two treatment arms. If the prevalence is heterogeneous, communities will be selected into each arm so that the population and prevalence between the two treatment arms is similar.

5.13 Withdrawal

Participation in this project is completely voluntary, and participants may terminate participation at any time. Also if the well-being of the participant is compromised in any way, based on the opinion of the investigator, the participant can also be withdrawn from the study. Even if the participant leaves the project early, we will encourage them to contact us at any time within the month after treatment to report any possible study-related AEs.

All participants that sign the informed consent and receive study drug will be included in the analysis.

5.14 Efficacy and Effectiveness of IDA vs DA

One year post MDA, all individuals who were positive for either microfilaremia or filarial antigenemia (FTS) during the baseline survey will be tested for filarial antigen using the FTS to assess their response to treatment and to compare the efficacy of the two treatment regimens. Persons with positive FTS will also be tested for nocturnal microfilaremia by blood smear (finger prick).

We will also collect stool samples from all treated individuals who were positive for helminth or LF infections in order to describe the long term effect of both treatment regimens on STH.

Additionally, for all participants who were positive for filarial antigenemia, 60µl of capillary blood will be applied to a filter paper. The dried filter disks will be stored in a cool, dry place until used for testing. Study participants will be informed that their blood on filter paper will be tested for stongyloides and potentially for other diseases of public health importance and will be shipped to the United States and stored for a longer time after the intended testing. No HIV or genetic testing will be performed.

5.15 Retreatment

Any individual who tests positive for lymphatic filariasis at 12 months (by microscopy or antigen test) will be re-treated with the standard MDA regimen (single dose of DEC with Albendazole). If triple drug therapy (IDA) is recommended by the WHO or by national regulatory agencies for lymphatic filariasis and if investigators have adequate supply of ivermectin, infected individuals may be offered IDA. This practice is meant to ensure that all participants who participated in the study may get the most beneficial treatment. Pregnant women will not be eligible for re-treatment.

5.16 Guidelines for Stopping the Trial

There are no pre-specified criteria for terminating the study early.

Upon review of the data for the trial, the DSMB will make decisions regarding the continuation of the trial. The final decision to stop the trial is left to the recommendation of the DSMB. If the DSMB recommends discontinuation or modification of the study, the Chair of the DSMB will meet or talk with the DOLF Project Team at the earliest opportunity to review the basis for the recommendation. The study should be stopped if a treatment arm shows a significant increase in unacceptable side effects that would include, death, fever, and nausea that persist more than a day and would require hospitalization.

5.17 Triple Drug Regimen Acceptability

A survey to assess the treatment acceptability in the community is planned to follow the safety trial ([Appendix 7](#)). The overall aim is to understand the community's acceptance of the 3-drug regimen as well as gain insight into the feasibility of administering this new therapy in the future. Part of the investigation will include assessing community member's perception of the possible side effects experienced as a result of the 3-drug therapy compared to the 2-drug therapy, and how that might affect future rounds of mass drug administration (MDA) at the community level.

Community acceptance will be measured using a survey to community members receiving both the 2-drug and 3-drug treatments during the safety trial. The survey participants will be identified from the roster of individuals enrolled in the safety trial. To complement this survey, a series of focus group discussions in the community as well as key informant interviews are proposed with community leaders, health personnel and drug distributors in the same communities to assess perceptions about the 3-drug versus the 2-drug regimen. The community acceptability study will be carried out within one month of the completion of the safety trial. The protocol for the acceptability survey is included in [Appendix 7](#) of this protocol. The community questionnaire and topic guides will be submitted to the the EC for approval as an amendment prior to implementation of the survey.

6 INVESTIGATIONAL PRODUCT

Each of the drugs used in this study is approved for human use and has a prior history of use in the treatment of Lymphatic Filariasis.

6.1 Study Drug Background

Albendazole (ALB) has been known to cause degenerative alterations in the tegument and intestinal cells of the worm by binding to the colchicine-sensitive site of tubulin, thus inhibiting its polymerization or assembly into microtubules [12]. The loss of cytoplasmic microtubules leads to impaired uptake of glucose by larval and adult stages of the parasite, and depletes glycogen stores. Degenerative changes in endoplasmic reticulum and mitochondria of the germinal layer, and the subsequent release of lysosomal enzymes result in decreased production of adenosine triphosphate, which is the source of energy required for survival of the helminth. Due to diminished energy production, the parasite is immobilized and eventually dies. Adverse events are uncommon in persons who are treated with a single dose of albendazole (apart from AEs that result from parasite death). Some patients report mild gastrointestinal AEs such as nausea after ingesting the tablet.

Ivermectin (IVM) is an avermectin compound of macrocyclic lactones derived from the bacterium *Streptomyces avermitilis* [13]. The mechanism by which IVM kills LF microfilariae is not known with certainty, but the drug interferes with glutamate gated ion channels that can affect parasite contractility and release of immunomodulatory molecules by the parasite [13]. IVM also has a direct effect on the central nervous system and muscle function of worms as it enhances strength of inhibitory neurotransmission pathways. The main concern with the use of IVM in animals and humans is neurotoxicity, which can be manifest as ataxia. Neurotoxicity has not been observed in humans given single dose IVM for LF or other parasitic infections [14]. IVM has been used to treat millions of people with LF and onchocerciasis. Peak IVM serum concentrations are reached approximately 4-5 hours after administration. The half-life of IVM in various populations ranges from 12 to 56 hours [15]. There is no evidence of drug: drug interaction between ALB and IVM [16]. IVM can cause nausea, dizziness and occasionally pruritus, but these are infrequent, transient and usually mild. Serious adverse events have occurred in patients with heavy *Loa loa* infections.

DEC (diethylcarbamazine citrate) is an anthelmintic drug that is structurally distinct from ALB and IVM [17]. DEC inhibits arachidonic acid metabolism by LF, and inducible nitric oxide synthase and the cyclooxygenase pathway may be essential for activity *in vivo* [17]. DEC also has anti-inflammatory properties. The mechanisms of action of DEC remain poorly understood. Its ability to kill MF and adult worm depends on the host immune responses since the drug has little direct activity on parasites *in vitro*. The drug has potent activity against LF microfilaria. DEC has about 50-70% efficacy in killing or sterilization of adult worms [19]. The drug is rapidly absorbed from the gastrointestinal tract, has a serum half-life of 12 to 14 hours, and is excreted

in the urine with little modification by liver metabolism. Adverse events from DEC are unusual apart from those that result from killing filarial worms.

6.1.1 Product Supply and Storage

Only WHO approved drugs will be used in this study. DEC and albendazole will be provided by WHO, and a request will be submitted to Merck to provide ivermectin. Alternatively WHO approved generic ivermectin may be purchased.

All three study drugs are approved and distributed globally by WHO as part of GPELF. Detailed information for each drug is available from the pharmaceutical manufacturer. All products should be maintained between 18-25 °C.

7 STUDY PROCEDURES/EVALUATIONS/SCHEDULE

7.1 Triple Drug Therapy (IDA) and Two-Drug Therapy (DA)

The triple-drug combination will consist of a single dose of ivermectin (200 µg /kg), DEC (6mg/kg) and albendazole (flat dose of 400 mg). The two-drug combination will consist of a single dose of DEC (6mg/kg) and albendazole (flat dose of 400 mg). Study personnel will directly observe oral administration of drugs. Drugs will be given after the informed consent has been obtained. The study population will be encouraged to eat before swallowing the medicine (without chewing the tablets) with a glass of water. Vomited doses will be replaced. Drug administration will be supervised (directly observed treatment or DOT) to ensure that all enrolled individuals swallow the drugs. There will be one supervisor per study team.

Universal precautions for individuals collecting and working with blood samples to include proper disposal of contaminated materials (test strips, lancets, capillary tubes, blood film slides) will be in accordance with the guidelines prescribed by the local health authorities.

7.2 Overall Study Schedule

A flow diagram illustrating the study events schedule is presented in [Appendix 1](#).

8 SAFETY REPORTING AND SAFETY MONITORING

The post-treatment assessment team will be composed of individuals with basic medical training who are able to perform a medical history and a basic physical examination (Physicians, local health workers, nursing and/or medical students). Physicians from the area will be available to assist in the evaluation and management of adverse events.

8.1 Definitions

Adverse Event (AE)

Any untoward medical occurrence in a clinical investigation participant who has received a study product intervention and that does not necessarily have to have a causal relationship with the study product. An AE can, therefore, be any unfavorable and unintended sign (including an abnormal laboratory finding, for example), symptom, or disease temporally associated with the use of a study medicinal product, whether or not considered related to the study medicinal product.

An AE does not include:

- Medical or surgical procedures (e.g. surgery, tooth extraction, transfusion). The condition that leads to the procedure is an adverse event
- Pre-existing diseases or conditions or laboratory abnormalities present or detected prior to the screening visit that do not worsen

Serious Adverse Event (SAE)

An SAE is any adverse event that results in any of the following outcomes:

- Death;
- Life-threatening (immediate risk of death);
- Inpatient hospitalization or prolongation of existing hospitalization;
- Persistent or significant disability or incapacity;
- Congenital anomaly/birth defect;
- Important medical events that may not result in death, be life threatening, or require hospitalization may be considered a serious adverse event when, based upon appropriate medical judgment, they may jeopardize the participant and may require medical or surgical intervention to prevent one of the outcomes listed in this definition. Examples of such medical events include allergic bronchospasm requiring intensive treatment in an emergency room or at home, blood dyscrasias or convulsions that do not result in inpatient hospitalization, or the development of drug dependency or drug abuse.

Unexpected

An adverse reaction, the nature or severity of which is not consistent with the applicable product information (e.g., Package Insert).

Expedited Safety Report

Documentation in appropriate form and format summarizing an SAE that meets expedited safety reporting criteria, submitted within the required reporting time frame of applicable regulatory authorities and/or IRBs/IECs of participating countries.

8.2 Assessment of Adverse Events

Adverse event monitoring will be performed approximately 24 and 48 hours following drug administration (late afternoon and evenings following treatment, house visit #3 and 4, [Appendix 1](#)). All dosed participants will be followed for adverse events through Day 7.

Evaluations will be documented on pre-printed Patient Monitoring forms ([Appendix 3](#)) using the scoring instructions for AEs ([Appendix 4](#)) or entered directly into an electronic form using tablet computers.

Most adverse events after mass drug administration are associated with killing of MF and are seen in the first 12-24h following treatment. However, occasional adverse events related to adult worm death may be delayed by several days.

To capture these adverse events and to assure that any systemic adverse events that occurred earlier have resolved, study personnel will also visit study villages daily on days 3 through 7 after treatment (passive AE monitoring). Individuals with AEs that interfere with activities of daily living (grade 2 or higher) will have more detailed assessments that will include a brief physical examination (including measurement of temperature, blood pressure and pulse).

8.2.1 Serious Adverse Event (SAE) Assessment and Management

Study participants with definite or suspected serious AEs (any event \geq grade 3) will be referred to a physician or appropriate health care professional for evaluation. These evaluations will be documented with special adverse event evaluation forms ([Appendix 5](#)), following the instructions ([Appendix 5a](#)).

An SAE may qualify for reporting to regulatory authorities if the SAE is possibly attributable to one or more of the study drugs, and is unexpected based on the Company Core Safety Information.

The investigator should notify the Institutional Review Board (IRB) or Ethics Committee (EC) as soon as is practical, of serious events in writing where this is required by local regulatory authorities, and in accordance with the local institutional policy.

8.3 Reporting of Pregnancy

Pregnancy is an exclusion criteria for this study. Although not AEs, pregnancies are reportable events. The pregnancy outcome (e.g., any premature terminations, elective or therapeutic, and any spontaneous abortions or stillbirths, as well as the health status of the mother and child including date of delivery and infant's gender and weight) should be reported. Any pregnant woman inadvertently dosed who has a miscarriage or spontaneous abortion within the week of follow-up will be reported as an SAE.

8.4 Safety Monitoring by the Oversight Committee

A Data Safety Monitoring Board consisting of 4 experts (including 3 physicians) knowledgeable in neglected tropical diseases will be in place to monitor the safety data per country and across countries participating in the DOLF project.

9 CLINICAL MANAGEMENT OF EVENTS

Individuals who have basic medical training (physicians and/or nursing or medical students) are who are able to complete and pass a training course will be responsible for the initial adverse event evaluations.

In the case of mild symptomatic reactions local health workers/study personnel will provide antipyretics/analgesics and anti-allergic agents at the time of follow-up. It is anticipated that the majority of adverse events will resolve within a day or two and will not require treatment. In the initial adverse event monitoring if any of the following are noted a physician will be notified to evaluate the participant for a potential serious adverse event:

- Participant reports they are unable to participate in their normal daily activities
- Participant has or reports a temperature >39°C
- Participant has or reports a significant drop in blood pressure
- Participant has other significant objective findings that should be referred to a physician

All grade 3, 4 or 5 events or overnight hospitalization will require completion of the Adverse Event Evaluation and Report Form ([Appendix 5](#)). The physician will provide any required immediate treatment and facilitate admission into the hospital or health centre as deemed appropriate.

9.1 Adverse Event Monitoring and Management

Adverse Event monitoring and management will follow or exceed WHO guidelines. Participants will be visited on the two days following treatment by study personnel with medical training. Formal assessment of adverse events (with a standard form) will take place on days 1 and 2 and later if symptoms persist or start late.

Study personnel will use the toxicity table ([Appendix 4](#)) to score adverse events for severity. Serious adverse events will be followed until resolution. Study personnel will visit each study area daily for 7 days following MDA treatment to manage any adverse events as follows:

9.1.1 Mild Localized Symptoms

Participants who develop painful lymphadenopathy, scrotal pain or painful swelling or nodules along lymphatic vessels will be treated with acetaminophen or ibuprofen.

9.1.2 Moderate to Severe Localized Adverse Events

Participants with more severe local adverse effects (Grade 3, [Appendix 4](#)) like acute swelling or severe scrotal pain that is not relieved by acetaminophen will be transported by study personnel to the medical facility identified for the study for evaluation by one of the physicians or other qualified medical personnel involved in the study. If appropriate, participants will be transferred (after stabilization) to the Departmental Hospital.

9.1.3 Moderate to Severe Systemic Adverse Events

Participants with more severe systemic adverse effects (fever over 39°C > 72 hours, other adverse events ≥ grade 3, syncope, jaundice, or any condition that might require hospitalization) will be transported by study personnel for physician or other qualified medical personnel for evaluation at the medical facility identified for the study. If appropriate, participants will be transferred (after stabilization) to a local hospital.

9.2 Rapid Response Teams for Management of Adverse Events

Medical teams will be located at strategic places close to the study sites. Participants, and persons involved in the study (inclusion process and AE monitoring) will be informed about the location and phone numbers of these teams so that they can report directly to these teams if necessary. These teams will be in position from the day of drug administration until the completion of operations.

10 STATISTICAL CONSIDERATIONS

All participants receiving study drug will be included in both the safety and efficacy analysis

10.1 Safety

The sample size of 3000 participants per arm in Papua New Guinea will contribute to the total sample size for the project. The WHO requires a total of 10,000 participants to detect a SAE rate of 0.1% for each of the treatment regimens and recruitment in other countries (e.g., India, Indonesia, Haiti, and Sri Lanka) is planned to contribute to the overall sample size required. It is well known that systemic AEs are related to killing of MF and that the severity of AEs is related to MF counts. Since MF rates in the study area are relatively low, the study will not be powered to compare rates of SAEs between MDA regimens.

The primary endpoint for safety studies will be the rates of SAEs that occur in infected and uninfected participants within the first 7 days post MDA. Total AEs will be a secondary endpoint for the study.

10.2 Efficacy

Assuming an MF-prevalence of 1% in the study population at baseline, the survey is expected to detect at least 30 MF positive participants in each arm. A minimum of 21 (70%) of these MF-positive participants in each arm will be retested at 12 months post-treatment for antigenemia and microfilaremia. This sample size is adequate to demonstrate superiority of the IDA regimen (assumptions: 90% reduction in MF prevalence after IDA and 60% reduction after DA, 80% power for detecting an effect size of 30%). The primary endpoint for efficacy will be complete clearance of MF 12 months post MDA. Clearance of filarial antigenemia at 12 months will be a secondary endpoint for the efficacy analysis.

10.3 Enrolling Additional Participants

It is possible that recruitment in other countries may be less than anticipated. In this case the number of participants enrolled in this study may need to be increased to make up for the loss in another country. The number of additional people enrolled will be no more than is necessary to reach the total of 10,000 participants treated with IDA. In this situation the principle investigators will seek an amendment from the ethics review committees for the expanded enrollment.

11 DATA HANDLING/RECORD KEEPING/SOURCE DOCUMENTS

Data will be collected using a tablet based system, pre-loaded with study templates. Field teams will be trained in the use of the instruments and data will be uploaded as entries are completed.

11.1 Types of Data Collected

Enrollment Data will include ([Appendix 2](#)):

- Site Identification
- Participant Identifier
- Informed Consent Date
- Demographic Information
- Pregnancy/last menstrual period
- Medical History
- Presence of hydrocele and lymphedema
- Bed Net and Window Screen Use
- History of prior MDA treatment
- Pre-treatment adverse event assessment
- Limited Physical Exam

Laboratory Results

- FTS (filarial antigen test)
- FTS score
- MF slide (including MF count)

Participant Monitoring Forms (24 & 48 hour post treatment):

- Adverse Event Assessment
- Physical Examination, as appropriate

Adverse Event Evaluation and Report ([Appendix 5](#))

- Participant Identification
- MDA Treatment
- Concomitant Medication taken at the time of the MDA
- AE Description,
- Start and Stop Date
- Outcome
- SAE Evaluation and causality to MDA (definite, probable, possible, or unrelated)

11.2 Study Records Retention

Study documents will be retained for a minimum of three (3) years after the last participant has completed the study. These documents will be retained for a longer period, however, if required by local regulations. No record will be destroyed without the written consent of DOLF.

Each participating site will maintain appropriate medical and research records for this trial, in compliance with ICH E6, Section 4.9, regulatory and institutional requirements for the protection of confidentiality of participants. Each site participating in this study will permit authorized representatives of the sponsor and regulatory agencies to examine (and when required by applicable law, copy) clinical records for the purposes of clinical site monitoring, quality assurance reviews, audits, and evaluation of the study safety and progress.

11.3 Source Documents

This study will use both paper and electronic source and this may vary by location due to local availability. All sites will be provided with hard copy data collection forms derived from the eCRFs. If data is first entered on paper the study staff will enter the data into the electronic capture system.

12 RESPONSIBILITIES

12.1 Investigator Responsibilities

12.1.1 Good Clinical Practice

The investigator will ensure that the basic principles of Good Clinical Practice are followed along with the appropriate laws and regulations of the country in which the research is conducted.

12.2 Institutional Review Board (IRB)/Ethics Committee (EC)

The protocol and any accompanying material to be provided to the participants such as the informed consent will be submitted to the EC for review and approval. Approval from the committee must be obtained before starting the study and should be documented in correspondence to the investigator.

Any modifications to the protocol after receipt of the IRB or EC approval must be submitted to the committee for approval prior to implementation.

12.3 Informed Consent

It is the responsibility of the investigator to obtain written informed consent from each individual participating in the study after adequate explanation of the aims, methods, objectives and potential risk of any study related procedures. The investigator must use an IRB/EC approved informed consent. The investigators will accept either signed (cursive) or printed signatures or a witnessed mark in the case of illiterate study participants on the consent form.

Only the principal investigators or study staff authorized to obtain consent will consent participants for this study. Only individuals who have signed the consent form and meet eligibility criteria will be enrolled in the study.

Entry into the study and participation will be strictly voluntary. It will be made clear that refusal to participate or a decision to withdraw can occur at any time throughout the course of the study and will not influence their rights or the care they receive at local health facilities. Potential participants will be told that all of their health information will be confidential and that records will be coded without personal identifiers before they are shared with statisticians or project scientists outside of the village/region/country. They will also be told that no monetary or other gains are offered in exchange for participation apart from compensation for time and reimbursement of travel expenses as described above.

12.3.1 Informed Consent Training

Each step of the study will be explained in detail to the local study personnel. The basic principles of informed consent process, documentation of informed consent, protection of participants' rights, confidentiality, and handling of data will be covered in these training sessions. Study personnel will be monitored by the on-site project coordinator on a regular basis

to ensure compliance with the principles of informed consent. The investigators and study personnel who will obtain consent from study participants will also receive training in the informed consent process and good clinical practices (GCP).

12.3.2 Country Specific ICF Information

Professionals, PIs and site project coordinators will conduct on-site training sessions for study staff who will be collecting study information, specimens, and/or obtaining consent from participants in the study. The study will be explained in detail to the local study staff. The basic principles of informed consent process, documentation of informed consent, protection of participants' rights, confidentiality, and handling of data will be covered in these training sessions. All training sessions will be documented, and study staff monitored by the on-site project coordinator on a regular basis to ensure compliance with the principles of informed consent. The Principal Investigator will provide training and readings materials on human participant regulations with an emphasis on informed consent. If the field staff in PNG has difficulty with the use of modern technology (computers, mouse, etc.) the Principal Investigators and/or professional staff will provide the specified training (as outlined in the protocol) and submit a signed attestation for the informed consent process training. The investigators will accept either signed (cursive) or printed signatures or a witnessed mark in the case of illiterate study participants on the consent form.

Only the principal investigators and study staff authorized and trained to obtain consent will consent participants for this study. Only individuals who have signed the consent form and meet eligibility criteria will be enrolled in the study.

12.4 Participant Privacy

Privacy of the study participants will be maintained by assigning study participants a unique study identification number (UNID). All data, blood samples and laboratory results will be recorded and analyzed by UNID with no personal identifiers. All information collected, including demographic information about enrolled participants will be kept confidential and available only to the investigators and authorized study personnel such as the data manager.

Though most data will be collected on tablets, all written forms (i.e., consent and any paper data collection forms) will be stored in a designated locked area with limited access. All forms will be labelled and filed in cabinets with the study protocol number, PI's names and collection dates. These cabinets will be metal and have functioning locks. Keys will be kept with the Project Coordinator. All electronic devices on which data are entered will be password protected. PIs and/or Project Coordinator will authorize access. The paper forms will be stored for the duration of the study plus three years per IRB protocol for primary data storage.

12.5 Data Ownership

The data are the property of PNGIMR. The Principal Investigators, Co-investigators and key personnel may use the results of this study for publications, presentations at scientific meetings or as preliminary data for subsequent grant applications. Confidentiality of study participants will be maintained by not using names or personal identifiers. PNGIMR will provide de-identified data

from the study to DOLF for use in publications and presentations that present results across different study sites. At least one Papua New Guinea based researcher will be included as an author for any publications with data from Papua New Guinea.

The study site Project Coordinator will permit access to all documents and records that may require inspection by the funding agencies, governmental regulatory agencies, institutional review boards or its authorized representatives.

13 PUBLICATION POLICY

Manuscripts should be submitted for publication no later than one year following the date of the “last patient/last visit”. This study includes follow-up data collection past the primary end point, including acceptability and efficacy results. It is not necessary to wait for the follow-up studies to be completed in order to publish the primary safety data.

Endemic country investigators have an obligation to publish the results of DOLF studies conducted in their country. These results benefit the national NTD programs and the citizens of the country where the study was completed. DOLF collaborating institutions are willing to help their endemic country partners with the data analysis, manuscript preparation, publication fees, etc. However, the lead author should be an investigator from the country where the study was performed.

DOLF scientists will be responsible for publishing the results from the aggregated data that combines the results from multiple study sites. The purpose of these manuscripts is to consider the similarities and differences in results obtained in different countries. These publications will not include as much detailed data or analyses as the country specific publications. Publications that report multi-country results will have at least one co-author from each country included in the manuscript.

14 LITERATURE REFERENCES

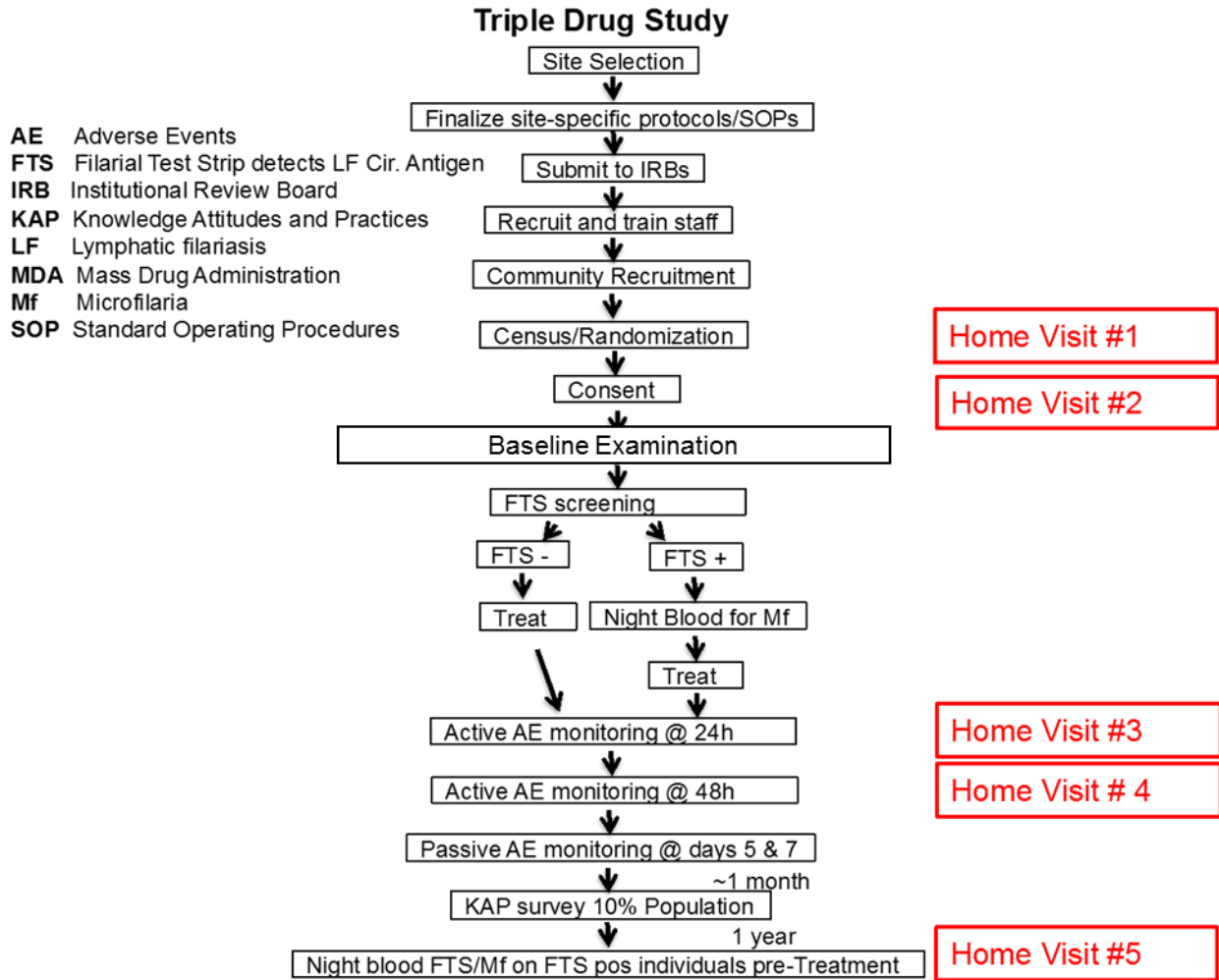
1. Hooper PJ, Bradley MH, Biswas G, Ottesen EA. The Global Programme to Eliminate Lymphatic Filariasis: health impact during its first 8 years (2000-2007). *Annals of tropical medicine and parasitology*. 2009;103 Suppl 1:S17-21.
2. Hooper PJ, Chu BK, Mikhailov A, Ottesen EA, Bradley M. Assessing progress in reducing the at-risk population after 13 years of the global programme to eliminate lymphatic filariasis. *PLoS neglected tropical diseases*. 2014;8(11):e3333.
3. Thomsen EK, Sanuku N, Baea M, Satofan S, Maki E, Lombore B, et al. Efficacy, Safety, and Pharmacokinetics of Coadministered Diethylcarbamazine, Albendazole, and Ivermectin for Treatment of Bancroftian Filariasis. *Clin Infect Dis*. 2016;62(3):334-41.
4. Romani L, Whitfeld MJ, Koroivueta J, Kama M, Wand H, Tikoduadua L, et al. Mass Drug Administration for Scabies Control in a Population with Endemic Disease. *The New England journal of medicine*. 2015;373(24):2305-13.
5. Graves PM, Makita L, Susapu M, Brady MA, Melrose W, Capuano C, et al. Lymphatic filariasis in Papua New Guinea: distribution at district level and impact of mass drug administration, 1980 to 2011. *Parasites & vectors*. 2013;6:7.
6. Bockarie MJ, Tavul L, Ibam I, Kastens W, Hazlett F, Tisch DJ, et al. Efficacy of single-dose diethylcarbamazine compared with diethylcarbamazine combined with albendazole against *Wuchereria bancrofti* infection in Papua New Guinea. *Am J Trop Med Hyg*. 2007;76(1):62-6.
7. Bockarie MJ, Tisch DJ, Kastens W, Alexander ND, Dimber Z, Bockarie F, et al. Mass treatment to eliminate filariasis in Papua New Guinea. *The New England journal of medicine*. 2002;347(23):1841-8.
8. Weil GJ, Kastens W, Susapu M, Laney SJ, Williams SA, King CL, et al. The impact of repeated rounds of mass drug administration with diethylcarbamazine plus albendazole on bancroftian filariasis in Papua New Guinea. *PLoS neglected tropical diseases*. 2008;2(12):e344.
9. Yahathugoda TC, Supali T, Rao RU, Djuardi Y, Stefani D, Pical F, et al. A comparison of two tests for filarial antigenemia in areas in Sri Lanka and Indonesia with low-level persistence of lymphatic filariasis following mass drug administration. *Parasites & vectors*. 2015;8:369.
10. Weil GJ, Ramzy RM. Diagnostic tools for filariasis elimination programs. *Trends in parasitology*. 2007;23(2):78-82.

11. Thomsen, E.K., et al., Efficacy, Safety, and Pharmacokinetics of Coadministered Diethylcarbamazine, Albendazole, and Ivermectin for Treatment of Bancroftian Filariasis. *Clin Infect Dis*, 2015.
12. Horton, J., Albendazole: a review of anthelmintic efficacy and safety in humans. *Parasitology*, 2000. **121 Suppl**: p. S113-32.
13. Goa, K.L., D. McTavish, and S.P. Clissold, Ivermectin. A review of its antifilarial activity, pharmacokinetic properties and clinical efficacy in onchocerciasis. *Drugs*, 1991. **42**(4): p. 640-58.
14. Edwards, G., Ivermectin: does P-glycoprotein play a role in neurotoxicity? *Filaria J*, 2003. **2 Suppl 1**: p. S8.
15. Ottesen, E.A. and W.C. Campbell, Ivermectin in human medicine. *J Antimicrob Chemother*, 1994. **34**(2): p. 195-203.
16. Awadzi, K., et al., The co-administration of ivermectin and albendazole--safety, pharmacokinetics and efficacy against *Onchocerca volvulus*. *Ann Trop Med Parasitol*, 2003. **97**(2): p. 165-78.
17. Ottesen, E.A., Efficacy of diethylcarbamazine in eradicating infection with lymphatic-dwelling filariae in humans. *Rev Infect Dis*, 1985. **7**(3): p. 341-56.
18. Bockarie, M.J., et al., Randomised community-based trial of annual single-dose diethylcarbamazine with or without ivermectin against *Wuchereria bancrofti* infection in human beings and mosquitoes. *Lancet*, 1998. **351**(9097): p. 162-8.
19. Noroes, J., et al., *Assessment of the efficacy of diethylcarbamazine on adult Wuchereria bancrofti in vivo*. *Trans R Soc Trop Med Hyg*, 1997. **91**(1): p. 78-81.

LIST OF APPENDICES

- Appendix 1: Study Drug Flow Diagram (country specific)
- Appendix 2: Participant Enrollment Form [Example]
- Appendix 3: Participant Monitoring Form Example
- Appendix 4: Guide to Assigning Adverse Event Severity
- Appendix 5: Adverse Event Evaluation and Report Form (AEERF) [Example]
- Appendix 5a: Required Reporting & Guidelines for SAE(s)
- Appendix 6: Informed Consent Form [Example]
- Appendix 7 Treatment Acceptability Study Protocol

APPENDIX 1: STUDY FLOW DIAGRAM (COUNTRY SPECIFIC)



APPENDIX 2: PARTICIPANT ENROLLMENT FORM [EXAMPLE]

Participant ID (Barcode): _____

1. SITE INFORMATION




Team (required):	Data Entry Clerk ID (required):
Enrollment Date (required) (DD-MM-YYYY):	
Consent Method (required) <input type="checkbox"/> Self <input type="checkbox"/> Parent <input type="checkbox"/> Other guardian (specify): <input type="checkbox"/> Teacher <input type="checkbox"/> No consent (<u>STOP</u>)	Enrollment Location <input type="checkbox"/> Home <input type="checkbox"/> School <input type="checkbox"/> Village meeting point
Enrollment Village:	

2. PARTICIPANT INFORMATION AND MEDICAL HISTORY

Gender: <input type="checkbox"/> M <input type="checkbox"/> F	<i>Note: if exact date is not known, birth year is sufficient</i>			Age (Years):
	Birth Day (DD):	Birth Month (MM):	Birth Year (YYYY):	
Village of Residence:		House Number:		
Participant ID (Barcode): (affix barcode at the top of each form AND write in ID number at top of each page)				
Females only: When was the date of your last menstrual period? (read options) <input type="checkbox"/> Definitely less than 4 weeks ago <input type="checkbox"/> Post-menopause <input type="checkbox"/> 4 weeks of longer (<u>STOP</u>) <input type="checkbox"/> Uncertain (<u>STOP</u>)				
Males only: Do you have swelling or enlargement of your scrotum? <input type="checkbox"/> Yes <input type="checkbox"/> No				
Males only: Do you feel pain in your testicles or scrotum? <input type="checkbox"/> Yes <input type="checkbox"/> No				
Do you have any of the following chronic medical conditions? (read options) <input type="checkbox"/> Hypertension (high blood pressure) <input type="checkbox"/> Asthma or chronic lung disease <input type="checkbox"/> Chronic kidney disease (renal insufficiency) <input type="checkbox"/> Diabetes <input type="checkbox"/> Other (specify):				
Do you have swelling in your arms or legs (lymphedema)? <input type="checkbox"/> Yes <input type="checkbox"/> No				
If participant reports lymphedema exam them and confirm presence of edema. Left arm <input type="checkbox"/> No edema <input type="checkbox"/> Yes edema Left leg <input type="checkbox"/> No edema <input type="checkbox"/> Yes edema Right arm <input type="checkbox"/> No edema <input type="checkbox"/> Yes edema Right leg <input type="checkbox"/> No edema <input type="checkbox"/> Yes edema				

Appendix 2: PARTICIPANT ENROLLMENT FORM [Example]

Participant ID (Barcode): _____

Did you use a bed net last night?		<input type="checkbox"/> Yes <input type="checkbox"/> No
Does your house have screens on the windows?		<input type="checkbox"/> Yes <input type="checkbox"/> No
Do you spray indoors to prevent mosquitos?		<input type="checkbox"/> Yes <input type="checkbox"/> No
Did you swallow medicines during MDA treatment for filariasis in the last twelve months? (If YES enter the date) <input type="checkbox"/> Yes Date of last MDA (MM-YYYY): _____ <input type="checkbox"/> Do not remember date <input type="checkbox"/> No <input type="checkbox"/> Uncertain <input type="checkbox"/> N/A—no MDA distributed		
Have you ever taken the following medication called...?		
Albendazole? <input type="checkbox"/> Yes <input type="checkbox"/> No <input type="checkbox"/> Don't know 	Ivermectin? <input type="checkbox"/> Yes <input type="checkbox"/> No <input type="checkbox"/> Don't know 	DEC? <input type="checkbox"/> Yes <input type="checkbox"/> No <input type="checkbox"/> Don't know 

3. AE ASSESSMENT

Today, were you too sick to work or go to school? <input type="checkbox"/> Yes (exclude, but finish the pre-treatment assessment) <input type="checkbox"/> No	
EXPLAIN: <i>Now I will ask you some questions about your health during the past two days.</i>	
In the past 2 days have you experienced...?	
..Fever.....	<input type="checkbox"/> Yes <input type="checkbox"/> No
..Dizziness, giddiness, or fainting.....	<input type="checkbox"/> Yes <input type="checkbox"/> No
..Confusion.....	<input type="checkbox"/> Yes <input type="checkbox"/> No
..Drowsiness.....	<input type="checkbox"/> Yes <input type="checkbox"/> No
..Headache.....	<input type="checkbox"/> Yes <input type="checkbox"/> No
..Cough.....	<input type="checkbox"/> Yes <input type="checkbox"/> No
..Difficulty breathing (wheezing or dyspnea).....	<input type="checkbox"/> Yes <input type="checkbox"/> No
..Nausea.....	<input type="checkbox"/> Yes <input type="checkbox"/> No
..Vomiting.....	<input type="checkbox"/> Yes <input type="checkbox"/> No
..Diarrhea.....	<input type="checkbox"/> Yes <input type="checkbox"/> No
..Stomach pain.....	<input type="checkbox"/> Yes <input type="checkbox"/> No
..Unusual swelling, beyond baseline lymphedema.....	<input type="checkbox"/> Yes <input type="checkbox"/> No
Specify Location: <input type="checkbox"/> Arm <input type="checkbox"/> Leg <input type="checkbox"/> Breast <input type="checkbox"/> Scrotum	
..Joint or muscle pain.....	<input type="checkbox"/> Yes <input type="checkbox"/> No
..Weakness.....	<input type="checkbox"/> Yes <input type="checkbox"/> No
..Swelling or pain in your armpit or groin.....	<input type="checkbox"/> Yes <input type="checkbox"/> No
..Men only: pain in you testicles or scrotum.....	<input type="checkbox"/> Yes <input type="checkbox"/> No
..Itchy skin.....	<input type="checkbox"/> Yes <input type="checkbox"/> No
..Rash (specify location):.....	<input type="checkbox"/> Yes <input type="checkbox"/> No

Appendix 2: PARTICIPANT ENROLLMENT FORM [Example]

Participant ID (Barcode): _____

Is the rash in the spaces between your fingers?..... <input type="checkbox"/> Yes <input type="checkbox"/> No ..Other illness or symptoms (specify):_____ <input type="checkbox"/> Yes <input type="checkbox"/> No
Have you ever suffered from scabies? (<i>note: use local name for scabies</i>) <input type="checkbox"/> Yes <input type="checkbox"/> No <input type="checkbox"/> Don't know
Additional notes or comments:

4. EXAMINATION

Team (required):	Clinician (required):
Data Entry Clerk ID (required):	
Measurements	Values / status
Height (cm)	
Weight (kg)	
<i>BMI (calculated)</i>	
Scabies	<input type="checkbox"/> Yes <input type="checkbox"/> No
If Yes, please take photograph	

APPENDIX 3: PARTICIPANT MONITORING FORM [EXAMPLE]

FOR: Day 1 & 2, if needed days 3-7

Participant ID (Barcode):

Use this form for active monitoring of adverse events on day 1 (24 hours) and 2 (48 hours) following therapy, as well as for recording symptoms reported by those presenting with complaints on days 3-7 post-treatment.

Team (required):	Clinician (required):
Data Entry Clerk ID (required):	

1. PARTICIPANT INFORMATION

Gender: <input type="checkbox"/> M <input type="checkbox"/> F	Age (Years):	Village of Residence:
Treatment Village:		Treatment Date (DD-MM-YYYY):

2. ASSESSMENT INFORMATION

Day 1 and 2: **All** participants should be asked **all** the questions in Table 1.

Days 3-7: Any participant who presents with a complaint should be asked **all** the questions in Table 1

Table 1: Reported Symptoms

- Record a symptom grade from 0-5 for each day on which the participant experienced symptoms.
- For participants reporting ANY symptom, complete every questions in Table 1.
- Refer to the [Appendix 4](#) for symptom-specific scoring criteria.
- Anyone with a symptom typed in **bold** needs to have Table 2 completed.

Symptom Grading

0 = No adverse event or within normal limits

1 = Mild adverse event, does not interfere with work or school

2 = Moderate adverse event, interferes with work or school at least 1 day

3 = Severe and undesirable adverse event; interferes with ADL, requires medical assessment

4 = Potentially life-threatening or disabling adverse event; requires transfer to medical facility

5 = Death

Symptoms/Signs Since you took the tablets have you experienced...?	Post-treatment day(s) on which symptoms or signs were present						
	Day 1	Day 2	Day 3	Day 4	Day 5	Day 6	Day 7
..Fever							
..Dizziness, giddiness, or fainting							
..Confusion							
..Drowsiness							
..Headache							

Appendix 3: PARTICIPANT MONITORING FORM [Example]

FOR: Day 1 & 2, if needed days 3-7

Participant ID (Barcode): _____

..Cough							
..Difficulty breathing (wheezing or dyspnea)							
..Nausea							
..Vomiting							
..Diarrhea							
..Stomach pain							
..Unusual swelling, beyond baseline lymphedema (specify location below)							
Arm							
Leg							
Breast							
Scrotum							
..Joint or muscle pain							
..Weakness							
..Swelling or pain in your armpit or groin							
..Men only: pain in your testicles or scrotum							
..Itching skin							
..Rash (specify location and brief description):							
..Other illness or symptoms (specify):							

If there is any symptom grade ≥ 3 , you must notify the supervising medical officer and the participant must be evaluated by the medical team.

Appendix 3: PARTICIPANT MONITORING FORM [Example]

FOR: Day 1 & 2, if needed days 3-7

Participant ID (Barcode): _____

Table 2: Physical Examination							
<ul style="list-style-type: none"> You must complete this table for any participant reporting any bolded symptom in Table 1 OR for any symptom grade ≥ 2 Record the result under the column that corresponds to the day the assessment was taken. 							
Measurements	Post-treatment day(s)						
	Day 1	Day 2	Day 3	Day 4	Day 5	Day 6	Day 7
Height (cm)							
Weight (kg)							
<i>BMI (calculated)</i>							
Temperature							
Blood pressure, sitting							
Blood pressure, lying down (<i>measure only if sitting systolic BP <100</i>)							
Post-Exam Adverse Event Grade (Assign grade of 0-5 for the adverse reactions below based on physical exam. See Appendix 4 under “post-exam assessment” for specific grading criteria)							
Allergic reaction							
Hypotension (low blood pressure)							
Lymphangitis (streaks of redness, warmth, and swelling in arms or legs)							

APPENDIX 4: GUIDE TO ASSIGNING ADVERSE EVENT SEVERITY

(Grade 0 = no symptoms; grade 5 = death from adverse event)

Symptoms/Signs	Grades			
	1. Mild	2. Moderate	3. Severe	4. Life-threatening
Fever (non-axillary temperatures only)	38.0 – 39.0°C	39.1 – 40.0°C	> 40.0°C	> 40.0°C for > 48 hrs
Dizziness, giddiness, or fainting	Mild, not interfering with work or school	Moderate, unable to work or attend school for 1 day, but no fainting	Any loss of consciousness (fainting)	-
Confusion or excess drowsiness*	Mild, not interfering with work or school	Moderate; confusion or drowsiness interfering with ability to work	Confusion, loss of memory, or sleepiness interfering with activities of daily living	Delirium, inability rouse, or coma
Fatigue	Mild, not interfering with work or school	Moderate, unable to work or attend school at least 1 day	Unable to perform activities of daily living, > 1day	Required hospitalization
Headache	Mild pain not interfering with work or school	Moderate pain; pain or analgesics interfering with ability to work or attend school	Severe pain; pain or analgesics interfering with activities of daily living	Disabling, duration > 48 hr
Cough	Mild, relieved by non-prescription medication	Requiring narcotic antitussive	Severe cough or coughing spasms, poorly controlled by treatment	Hospitalization or respiratory failure requiring mechanical ventilation
Difficulty breathing (wheezing or dyspnea)	Mild, not interfering with work or school	Moderate, unable to work or attend school for 1 day	Severe, more than 1 day and required transfer to clinic or hospital	Hospitalization or respiratory failure requiring mechanical ventilation
Nausea	Able to eat	Oral intake significantly decreased	No significant intake, requiring IV fluids	-
Vomiting	1 episode in 24 hours over pretreatment	2-5 episodes in 24 hours over pretreatment	≥ 6 episodes in 24hours, or need for IV fluids (Opatient)	Hemodynamic collapse or overnight hospitalization

Appendix 4: GUIDE TO ASSIGNING ADVERSE EVENT SEVERITY

(Grade 0 = no symptoms; grade 5 = death from adverse event)

Symptoms/Signs	Grades			
	1. Mild	2. Moderate	3. Severe	4. Life-threatening
Diarrhea	Increase of < 4 stools/day over pre-treatment	Increase of 4-6 stools/ day, or nocturnal stools	Increase of ≥ 7 stools/ day or need for outpatient parenteral support for dehydration	Physiologic consequences with hemodynamic collapse or requiring hospitalization
Abdominal pain	Mild pain not interfering with work or school	Moderate pain; pain or analgesics interfering with ability to work or attend school	Severe pain; pain or analgesics interfering with activities of daily living	Disabling, duration > 48 hr
Unusual swelling (beyond baseline lymphedema)	Mild, not interfering with work or school	Moderate, unable to work or attend school 1 day	Severe, unable to work/school >1 day	Severe, limiting activities of daily living (unable to walk) > 2 days
Joint or muscle pain	Mild pain not interfering with work or school	Moderate pain; pain or analgesics interfering with ability to work or attend school	Severe pain; pain or analgesics interfering with activities of daily living	Disabling, duration > 48 hr
Swelling or pain in your armpit or groin*	Mild, not interfering with work or school	Moderate, unable to work or attend school 1 day	Severe, unable to work/school >1 day	Severe, limiting activities of daily living (unable to walk) > 2 days
Men only: testicular or scrotal pain	Mild, not interfering with work or school	Moderate, unable to work or attend school 1 day	Severe, unable to work/school >1 day	Severe, limiting activities of daily living (unable to walk) > 2 days
Itching skin	Mild, not interfering with work or school	Moderate, unable to work or attend school 1 day	Severe, unable to work/school >1 day	
Rash	Localized rash (covers only one part of the body)	Diffuse rash (covers multiple parts of the body)	Diffuse rash (covers multiple parts of the body) AND has any blisters or ulcers or mouth sores	Extensive areas with blisters or ulcers OR peeling or blackening of skin
Other illness or symptoms	Mild, not interfering with work or school	Moderate, unable to work or attend school at least 1 day	Unable to perform activities of daily living, > 1day	Required hospitalization

Appendix 4: GUIDE TO ASSIGNING ADVERSE EVENT SEVERITY

(Grade 0 = no symptoms; grade 5 = death from adverse event)

Post-Exam Assessment	Grades			
	1. Mild	2. Moderate	3. Severe	4. Life-threatening
Acute allergic reaction	Transient rash, drug Fever <38°C (<100.4°F)	Urticaria, drug fever ≥38°C (≥100.4°F) and/or asymptomatic bronchospasm	Symptomatic bronchospasm, requiring parenteral medication(s) with or without urticaria	Anaphylaxis with hypotension required hospitalization
Hypotension (low blood pressure)	Changes, but not requiring therapy (including transient orthostatic hypotension)	Requiring brief fluid replacement (such as oral rehydration) but not hospitalization	Requiring i.v. fluids without overnight hospitalization. No sequelae.	Required overnight hospitalization for i.v. fluids, or Shock (acidemia and impaired vital organ function due to tissue hypoperfusion)
Lymphangitis	Mild, not interfering with work or school	Moderate, unable to work or attend school 1 day	Severe, unable to work/school >1 day	Severe, limiting activities of daily living (unable to walk) > 2 days

Note on general aspects of grading

0 = No adverse event or within normal limits

1 = Mild adverse event, does not interfere with work or school

2 = Moderate adverse event, interferes with work or school at least 1 day

3 = Severe and undesirable adverse event; interferes with ADL, requires medical assessment

4 = Potentially life-threatening or disabling adverse event; requires transfer to medical facility

5 = Death

Note: Any event ≥ grade 3 requires a medical evaluation and notification of the medical officer. Any grade 3, 4 or 5 event or overnight hospitalization requires an Adverse Event Evaluation and Report Form.

**APPENDIX 5: ADVERSE EVENT EVALUATION AND REPORT FORM (AEERF)
[EXAMPLE]**

Participant ID (Barcode):

Instructions: Complete this form **AFTER** completing the Participant Monitoring Form for anyone with symptoms or signs of **grade 3 or higher** (unable to perform activities of daily living without assistance for at least one day). The purpose of this form is to provide additional information on more severe adverse events and to assist the medical officer in determining whether a Serious Adverse Event (SAE) has occurred. Please refer to [Appendix 5a](#) for definitions.

Clinician (required):

1. PARTICIPANT INFORMATION

Participant ID (Barcode):			
Gender: <input type="checkbox"/> M <input type="checkbox"/> F	Age: _____ Years	Weight: _____ Kg	Height: _____ cm
Village of Residence:			

2. MDA TREATMENT

Treatment Date (DD-MM-YYYY) _____ Treatment Village: _____ Anything irregular about treatment? <input type="checkbox"/> No <input type="checkbox"/> Yes (specify):	Medications received <input type="checkbox"/> Albendazole (dose: _____ mg) <input type="checkbox"/> DEC (dose: _____ mg) <input type="checkbox"/> Ivermectin (dose: _____ mg)
Was this the first time you have ever been treated with one of the MDA medications? If No, explain when and circumstances of prior treatment. Albendazole <input type="checkbox"/> Yes <input type="checkbox"/> No (explain): DEC <input type="checkbox"/> Yes <input type="checkbox"/> No (explain): Ivermectin <input type="checkbox"/> Yes <input type="checkbox"/> No (explain):	

3. OTHER MEDICATIONS AT TIME OF MDA

Please include prescription and non-prescription medications/supplements/herbal remedies taken within 5 days of the MDA. DO NOT include medications used to treat the SAE.

Medication	Indication	Dose and Frequency	Days on which each medication was taken, relative to MDA (if taken the day of MDA, mark "0"; the day before, mark "-1"; the day after, "+1", and so forth.)
			-5 -4 -3 -2 -1 0 +1 +2 +3 +4 +5 uncertain
			-5 -4 -3 -2 -1 0 +1 +2 +3 +4 +5 uncertain
			-5 -4 -3 -2 -1 0 +1 +2 +3 +4 +5 uncertain
			-5 -4 -3 -2 -1 0 +1 +2 +3 +4 +5 uncertain

4. DESCRIPTION OF THE ADVERSE EVENT

Appendix 5: ADVERSE EVENT EVALUATION AND REPORT FORM (AEERF) [Example]

Participant ID (Barcode):

Date of onset (DD-MM-YYYY):	How long after drugs were taken did the event begin? _____ hours OR _____ days
Clinical signs and symptoms (please describe)	
Do you (the clinician) think this adverse event is/was life-threatening? <input type="checkbox"/> Yes <input type="checkbox"/> No	
Was the participant hospitalized? <input type="checkbox"/> Yes <input type="checkbox"/> No	
<u>If yes</u> , indicate <ol style="list-style-type: none"> 1. Date of admission (DD-MM-YYYY): 2. Reason for admission: 3. Date of discharge (DD-MM-YYYY): 4. Clinical course, including drug treatments given to treat adverse event: 	
<i>Attach a copy of any medical records relating to the diagnosis and treatment of the adverse event</i>	
Laboratory results and diagnostic tests (indicate date, test name, and results):	

Appendix 5: ADVERSE EVENT EVALUATION AND REPORT FORM (AEERF) [Example]

Participant ID (Barcode): _____

5. ADVERSE EVENT OUTCOME (Check only ONE)

<input type="checkbox"/> Recovering/resolving			
<input type="checkbox"/> Not recovered/not resolved			
<input type="checkbox"/> Recovered/resolved	Date: (DD-MM-YYY)		
<input type="checkbox"/> Recovered/resolved with sequelae	Date:(DD-MM-YYY)	Sequelae:	
<input type="checkbox"/> Unknown			
<input type="checkbox"/> Fatal (death)	Date:(DD-MM-YYY)		
Autopsy: <input type="checkbox"/> Not done <input type="checkbox"/> Done (<i>provide report</i>) <input type="checkbox"/> Planned <input type="checkbox"/> Status Unknown			
Death certificate: <input type="checkbox"/> Provided <input type="checkbox"/> Requested <input type="checkbox"/> Not available <input type="checkbox"/> Status Unknown			

Appendix 5: ADVERSE EVENT EVALUATION AND REPORT FORM (AEERF) [Example]

Participant ID (Barcode): _____

6. CONCLUSIONS (to be completed by the health-care provider)

Presumptive diagnosis:
<p>Do you think this adverse event was caused by the MDA medications? Refer to Appendix 5a for detailed explanation of choices.</p> <p> <input type="checkbox"/> Definitely <input type="checkbox"/> Probably (explain): <input type="checkbox"/> Possibly (explain): <input type="checkbox"/> Unrelated </p> <p>If “unrelated”, what do you believe was the cause of the adverse event?</p>
<p>Does this event meet the criteria for a Serious Adverse Event (SAE)? Refer to Appendix 5a for detailed definitions of criteria.</p> <p> <input type="checkbox"/> Yes, based on the following criteria <ul style="list-style-type: none"> <input type="checkbox"/> Death <input type="checkbox"/> Life-threatening <input type="checkbox"/> Hospitalization <input type="checkbox"/> Disability or permanent damage <input type="checkbox"/> Other serious important medical event: specify </p> <p><input type="checkbox"/> No</p>

REPORTER INFORMATION AND SIGNATURES

Investigator Name:	Investigator Signature:	Date:
Reporter Name:	Reporter Signature:	Date:
Reporter’s phone number:	Reporter’s email address:	

APPENDIX 5a: REQUIRED REPORTING GUIDELINE FOR SERIOUS ADVERSE EVENTS

An Adverse Event Evaluation and Report Form (AEERF) should be completed for every severe adverse event (those scoring grade 3 or higher, see [Appendix 4](#)). However, a grade 3 or severe adverse event is NOT the same as a Serious Adverse Events (SAE) and the majority of grade 3 adverse events will not be classified as SAE. The term "severe" is often used to describe the intensity (severity) of a specific event (as in mild, moderate, or severe myocardial infarction); the event itself, however, may be of relatively minor medical significance (such as severe headache). This is not the same as "serious," which is based on patient/event outcome or action criteria usually associated with events that pose a threat to a patient's life or functioning. Seriousness (not severity) serves as a guide for defining regulatory reporting obligations.

The AEERF should guide the medical monitor or health care provider evaluating the patient experiencing a severe AE to determine whether a SAE has occurred. All SAE must be reported promptly. (See Safety Reporting Plan for SAE Reporting Timeline)

Required Reporting

A written report or case report form (CRF—in this study, the AEERF) must be sent from the local physician and local medical monitor by email (scanned records) in the stated timeframes to the Country PI, Global Medical Monitor including the Project PI for the events listed below.

Guidelines for Reporting - Standard Reporting Information

The following information should be included in the **initial** report/CRF (additional information may be requested):

Minimum Criteria for Reporting

Information for final description and evaluation of a case report may not be available within the required time frames for reporting outlined below. Initial reports should be submitted within the prescribed time as long as the following minimum criteria are met: an **identifiable patient; an identifiable reporting source; and an event or outcome that can be identified as serious**. Follow-up information should be actively sought and submitted as it becomes available.

Appendix 5a: REQUIRED REPORTING GUIDELINE FOR SERIOUS ADVERSE EVENTS

Complete the following information if available on the initial report and complete a follow-up report as new or additional information becomes available as noted below:

- Description of the event
Date, time of onset
Clinical history
Associated signs and symptoms
Temporal association with study agent
Medical management, including rationale
Pertinent laboratory tests
Severity – see *definitions or toxicity score*
Causal relationship to the study drug/vaccine
- Other information
Relevant past medical history
Concomitant medications
Autopsy report or expectation of an autopsy in the case of death
- Outcome of event
Date, time of resolution, if resolved
- Plans for study participants
Follow-up
Treatment of event
Return to treatment/Contraindicate
- Location/Study Centre
- Reporting Physician
- Verification of notification to IRB and Safety Monitor or DSMB

Definitions

- Adverse Event [Experience] (AE):
Any untoward medical occurrence, including dosing errors, that may arise during administration of study agent, and which may or may not have a causal relationship with the study agent.
- Unexpected Adverse Event [Experience]:
Any adverse experience that has not been previously observed (i.e., included in the labelling), whether or not the event is anticipated because of the pharmacologic properties of the study agent.

Appendix 5a: REQUIRED REPORTING GUIDELINE FOR SERIOUS ADVERSE EVENTS

- Serious Adverse Event (SAE):

Any adverse event occurring at any dose that results in any of the following outcomes:

- a. Death
- b. Life threatening – defined as an experience that places the patient or participant, in the view of the Investigator, at *immediate risk* of death from the reaction as it occurred. (Note; this does not include a reaction that, had it occurred in a more severe form, might have caused death.)
- c. Requires inpatient hospitalization or prolongation of existing hospitalization
- d. Results in a congenital anomaly or birth defect
- e. Results in a persistent or significant disability or incapacity
- f. Important medical events that may not result in death, be life-threatening, or require hospitalization may be considered a serious adverse experience when, based upon appropriate medical judgment, they may jeopardize the patient or participant and may require medical or surgical intervention to prevent one of the outcomes listed in this definition. (*The event might be defined as serious based on progression of grade if Toxicity Tables are being used.*)

Severity

Adverse experience/events should be assessed by the on-site investigator as to their severity and/or intensity.

- a. Life threatening
- b. Severe: incapacitating with inability to work or do usual activity
- c. Moderate: enough discomfort to cause interference with usual activity
- d. Mild: awareness of sign or symptom, but easily tolerated

Relationship or Association with Use of Study Agent or Participation in the Study

Appendix 5a: REQUIRED REPORTING GUIDELINE FOR SERIOUS ADVERSE EVENTS

Causal relationship with the investigational study treatment must be assessed by the on-site investigator using the following or similar terms:

- **Definite** – clear-cut temporal association, with a positive re-challenge test or laboratory confirmation.
- **Probable** – clear-cut temporal association, with improvement upon drug withdrawal, and not reasonably explained by the participant's known clinical state.
- **Possible** – less clear temporal association; other aetiologies are possible.
- **None** – no temporal association with the study drug; related to other aetiologies such as concomitant medications or conditions, or participant's known clinical state.

Other Reporting

Investigators are reminded that they may have other reporting obligations:

- For all studies, there must be compliance with the clinical site Ethics/IRB's policy for reporting adverse events. (As soon as possible for SAEs and as required for AEs.)

APPENDIX 6A: INFORMED CONSENT FORM [EXAMPLE]

Participant ID (Barcode):

This is a research study conducted by the Papua New Guinea Institute of Medical Research (PNGIMR) and Case Western Reserve University in Cleveland, Ohio (USA). It includes only individuals who choose to take part. Please take your time to make your decision. Discuss it with your friends and family.

In this consent form the term “you” may refer to you or your child. You are being asked to take part in this study because you live in an area where you may become sick with lymphatic filariasis. You are being asked to consent for yourself and/or your child or children

WHY IS THIS STUDY BEING DONE?

This study is being done to learn about the side effects people have when they take different kinds of medications to a parasite. The parasite causes hydroceles (bol solap) and lymphedema (leg solap). This parasite is a small round worm that lives in your body. We call this illness lymphatic filariasis (LF).

We want to collect information about how your body reacts to these medications. We want to know if there is a difference between taking two drugs or three.

HOW MANY PEOPLE WILL TAKE PART IN THE STUDY?

Approximately 6,000 adult men, women and children will take part in this study.

WHAT IS INVOLVED IN THE STUDY?

You will be in this study for one year. You will be put in one of 2 groups at random, similar to flipping a coin. As part of this study one group take the standard two-drug treatment of Diethylcarbamize (DEC) and Albendazole (ALB) and another group will take a three-drug therapy of Diethylcarbamize (DEC), Albendazole (ALB) and Ivermectin (IVM). Before you receive any medication, we will take a small amount of blood from your finger by fingerprick to see if you are infected with LF. If you are infected we will ask you to return at night to get another fingerprick to see if there are worms in your blood. Even if test does not show infection you will be treated with drugs anyway because you may still be infected with LF because the tests can only identify heavy infections.

After you take the medication, a member of the study team will follow up with you 1 to 2 days later too see how you're are feeling. During these visits the study team will take your temperate, blood pressures and ask how you are feeling. The study team will also return to your village 3 to 7 days to ask if you are not feeling well. If you are not, then we will exam you. If your illness

APPENDIX 6A: INFORMED CONSENT FORM [EXAMPLE]

is severe then the study team will have you see a doctor who can provide treatment. The study team will record information about how you are feeling at each visit.

If you tested positive for LF at the beginning of the study, the study team will collect a small amount of blood from a finger prick 12 months after you're took the medication. If you still have LF, you will be treated again with the standard Papua New Guinea MDA treatment.

After we have finished the study, we will ask some of you about how you felt about the study.

HOW LONG WILL I BE IN THE STUDY?

You will be in this study for one year. We may test your blood for the presence of parasites or what makes your blood strong after six months and 12 months. Some of these tests may be performed in other countries such as the Australia or the United States where these tests are available.

Can I stop being in the study?

Yes. You can decide to stop at any time.

CAN I BE TERMINATED FROM THIS STUDY?

Your participation in this study may be discontinued by the investigators if you move away from the study area during the study.

(For Women) CAN I BE IN THIS STUDY IF I AM PREGNANT?

No, you cannot be in this study if you are pregnant at study enrollment. Being a part of this study while pregnant may expose your unborn child to unknown risks. If you are a woman of childbearing age, the study team will ask you are if you are pregnant.

WHAT ARE THE RISKS OF THE STUDY?

The risk of drawing blood from a finger prick is minimal, although some people become lightheaded after giving blood. You may experience momentary discomfort and/or bruising. Children may be uncomfortable and cry when blood is drawn. You will be watched by members of the research team and given an opportunity to rest if you feel lightheaded. Infection, excess bleeding, clotting, or lightheadedness may occur after a finger prick, but these events are unlikely. If you develop a local infection within 7 days at the site on your arm or finger from where we took the blood, we will provide transportation to your local provincial health facility and a voucher to cover the costs of medications to treat this infection.

APPENDIX 6A: INFORMED CONSENT FORM [EXAMPLE]

When you take these medications, your body may react to the dying worms by developing a fever or you may feel tired or have body aches. This usually means that the drugs are killing worms. When you take three drugs, the medication may kill the worms faster which may lead to more severe side effects.

The following are some possible side effects of the three drugs you will be given, although these side effects are small with a single dose of the drug:

(DEC): – You might experience itching and swelling of face, headache, joint pain, unusual tiredness or weakness. These side effects will pass. Less common side effects you may experience are dizziness, nausea or vomiting. Fever, painful and tender glands in groin, neck armpits or skin rash can occur and usually happens because you are infected with LF.

(ALB): You might experience headache, nausea, stomach pain and vomiting that are usually associated with heavy intestinal helminth (worms in the belly) infections. There is a very small chance that you might develop rash, hives, itching, difficulty breathing, tightness in the chest, swelling of the mouth, face, lips, or tongue, dark urine.

(IVM): You might experience are diarrhea, dizziness and nausea. There is a very small chance that you might develop rash; hives; itching; difficulty breathing; tightness in the chest; swelling of the mouth, face, lips, or tongue; eye pain, swelling, or redness; fainting; and fast heartbeat.

If you experience any of these side effects of the drugs you will be treated for them by the health center physicians/staff.

ARE THERE BENEFITS TO TAKING PART IN THE STUDY?

This study will help treat your infection for LF and intestinal worms. The investigators hope that the information learned from this study will benefit people in Papua New Guinea as well as in other areas of the world affected by LF. From this work it may be possible to reduce the number of MDA (mass drug administration) treatments needed to treat the disease.

WHAT OTHER OPTIONS ARE THERE?

You do not have to participate in this study. Taking part in this study is voluntary. You may leave the study at any time. Leaving the study will not result in any penalty or loss of benefits to which you are entitled. If you have LF you will be referred to the local health center and be treated according to current treatment guidelines. The current treatment for LF is a single dose

APPENDIX 6A: INFORMED CONSENT FORM [EXAMPLE]

of DEC and ALB given once a year for seven years. This is part of mass drug treatment (MDA) for LF administered by the PNG Board of Health.

WHAT ABOUT CONFIDENTIALITY?

We will keep the information we collect about you confidential. Your blood sample will not have any identifying information about you on it. Any test results we obtained as part of the study will be shared with the health care providers at the health center, only with your approval. This will occur even if you ineligible for the study or decide to withdraw at any time.

U.S. NATIONAL INSTITUTES OF HEALTH (NIH) CLINICAL TRIAL DATABASE: A description of this clinical trial will be available on <http://www.clinicaltrials.gov>, as required by U.S. Law. This website will not include information that can identify you. At most, the website will include a summary of the results. You can search this website at any time to find out information about the trial and basic results.

WHAT ARE THE COSTS?

There is no cost to you to participate in this study. You will receive no payment for taking part in this study. All study drugs and laboratory tests will be paid for by the study. If you develop a local infection within 2-7 days at the site on your hand or arm from where we drew the blood, we will provide transportation to your local provincial health center and a voucher to cover the costs of medications to treat this infection.

STORAGE AND USE OF SAMPLES FOR FUTURE STUDIES

Samples of your blood will be stored in a freezer at the laboratories of the Papua New Guinea Institutes of Medical Research's laboratories and also at the laboratories of the Center for Global Health & Diseases at Case Western Reserve University in Cleveland, Ohio (USA), and may be used for future testing related to scientific studies not described here, including tests for genetic polymorphisms and immunity related to malaria, filariasis and other infectious diseases. However these samples will only be used with approval from the Papua New Guinea Institute of Medical Research's Institutional Review Board and the Principal Investigators' primary Institutional Review Board. You will not be contacted for additional consent. You may still participate in this study if you do not consent to us using your samples for future scientific studies about diseases affecting your community. If you check "no," then your samples will be stripped of your identification number in the database after the completion of this study and will not be used by the investigators after the study is completed.

APPENDIX 6A: INFORMED CONSENT FORM [EXAMPLE]

If you change your mind in the future, you may contact Dr. Leanne Robinson or Dr. Moses Laman, Senior Research Fellows at Papua New Guinea Institute of Medical Research in writing or by phone at the Papua New Guinea Institute of Medical Research (Madang) (675/422-2909).

Consent for use of your blood samples for future studies
(Please check one box only)

yes

no

Summary of your rights as a participant in a research study

Your participation in this research study is voluntary. Refusing to participate will not alter your usual health care or involve any penalty or loss of benefits to which you are otherwise entitled. If you decide to join the study, you may withdraw at any time and for any reason without penalty or loss of benefits. If information generated from this study is published or presented, your identity will not be revealed. In the event new information becomes available that may affect the risks or benefits associated with this study or your willingness to participate in it, you will be notified so that you can decide whether or not to continue participating in the study.

If you experience physical injury or illness as a result of participating in this research study, medical care is available at the local Health Center or, if more severe, you will be transported to the local district hospital. If your illness is determined to be related to taking the anti-filarial drugs, we will cover all appropriate medical costs.

Disclosure of your study records

Efforts will be made to keep the personal information in your research record private and confidential, but absolute confidentiality cannot be guaranteed. The University Hospitals Case Medical Center Institutional Review Board and/or the Papua New Guinea Institute of Medical Research Institutional Review Board may review your study records. In addition, for treatment studies, the study sponsor and possibly foreign regulatory agencies may also review your records. If your records are reviewed your identity could become known.

WHOM DO I CALL IF I HAVE QUESTIONS OR PROBLEMS?

_____ has described to you what is going to be done, the risks, hazards, and benefits involved. The study coordinators, Livingstone Tavul or James Suamani can be contacted at 72930700 (Livingstone), 71066112 (James) (cell phones) if you have any questions. If you have any questions, concerns or complaints about the study in the future, you may also contact him later. Dr. Peter Siba, Director of the PNGIMR or his representative, can be contacted about individual rights as a research participant. If you are

APPENDIX 6A: INFORMED CONSENT FORM [EXAMPLE]

unable to contact Mr. Suamani or Mr. Tavul, you may call the Institute of Medical Research (Madang) (675) 422-2909.

After we have finished distributing the drugs for If, we will ask some of you how you felt about the study.

SIGNATURE

Signing below indicates that you have been informed about the research study in which you voluntarily agree to participate; that you have asked any questions about the study that you may have; and that the information given to you has permitted you to make a fully informed and free decision about your participation in the study. By signing this consent form, you do not waive any legal rights, and the investigator(s) or sponsor(s) are not relieved of any liability they may have. A copy of this consent form will be given to you.

Signature of Participant	Date
X	
Printed Name of Participant	

X	
Signature of Participant	Date
X	
Printed name of minor if used to obtain assent	
X	
Signature of Parent/Legal Guardian	Date

APPENDIX 6A: INFORMED CONSENT FORM [EXAMPLE]

X	
	Printed name of Parent/Legal Guardian
X	
	If Legal Guardian, indicate relationship to child

Study personnel (only individuals designated on the checklist may obtain consent)

X	
	Signature of person obtaining informed consent
	Date
X	
	Printed name of person obtaining informed consent
X	

	Signature of Witness
	Date
	Printed Name of Witness

APPENDIX 6A: INFORMED CONSENT FORM [EXAMPLE]

Assessment of Informed Consent		
	Yes	No
Do you understand the consent form?		
Do you have any questions?		
Question:		
Do you have to participate in this study?		
Will you stay overnight at the Health Center during the study?		
Will we take blood from you during this study?		
Can you refuse to participate in the study at any time?		
Is there any charge for being in the study?		
Will you receive any money for being in the study?		
Do you know who to call if you have questions?		

Waiver of Consent and Assent Justification

Request for Waiver of Consent Documentation (45 CFR 46 117(c)(2) and 21 CFR 56.109(c)(1)) for Census, Georeferencing and Randomization portion of the study

The research presents no more than minimal risk or harm to the participants and involves no procedures for which written consent is normally required outside of the research context (45 CFR 46 117(c)(2) and 21 CFR 56.109(c)(1)).

The waiver of consent documentation is being requested for the census and geo-referencing portion of the study. The study procedures for this preliminary portion of the protocol will involve regional health workers and study team member collecting the name age and sex of each person who resides in the home. The information collected does not involve any physical risk to participants. If a head of household does not want to provide this information they can refuse. Consent is implied by the head of household and residents providing the study team members with this information. The information collected is standard information the regional health works have access.

Request for Waiver of Assent for minors ages 5-17 (45 CFR 46.408 and 21 CFR 50.55) for the Census, Georeferencing and Randomization portion of the study

Explain how the research involves no more than minimal risk.

APPENDIX 6A: INFORMED CONSENT FORM [EXAMPLE]

This portion of the study involves collecting of a minors name, age and sex. No physical procedures will be conducted that would involve risk to the child.

Explain why the waiver or alteration of assent will not adversely affect the rights and welfare of the participants.

It will be at the discretion of the head of household or the child's parents to determine if this information is provided. This is in line with the culture of Papua New Guinea and does not violate this child's rights.

Explain why the research could not practicably be carried out without the waiver or alteration of assent.

Without the census and geo-referencing portion of the study will assist the study team members in determine which communities in the region will be selected for this study. It is not feasible to collected written consent form all residents of a village since in the short amount of time needed to conduct the census and geo-referencing portion of this study. Potential participates will sign a consent form prior taking any study medication.

Request for Waiver of Assent for minors ages 7-13 (45 CFR 46.408 and 21 CFR 50.55) for the Evaluation for filariasis antigenemia and microfilaria & Two-drug therapy (DA) and triple drug therapy (IDA) portion of the study

This study is requesting a waiver of assent for minors ages 7-13 who are enrolled into the evaluation for filariasis antigenemia and microfilaria & Two-drug therapy (DA) and triple drug therapy (IDA) portion of the study. Minors ages 14-17 who participate in the valuation for filariasis antigenemia and microfilaria & Two-drug therapy (DA) and triple drug therapy (IDA) portion of the study will sign on the parental consent form

Explain how the research holds out a prospect of direct benefit that is important to the health or well-being of the children and is available only in the context of the research.

This process reflects the cultural norms and practices usually employed in studies in PNG, and respect the roles parents and the community have in the informed consent process. Minors from ages 5 to 7 years do not need to give assent to the study. Respecting the cultural norms and practices in PNG, minors between the ages of 7 and 13 will not sign an assent form. There will be direct benefit to minor's participating in this study, in that those infected will be treated for the LF infection and transmission to the whole community will be reduced under either regimen.

APPENDIX 7: TREATMENT ACCEPTABILITY STUDY PROTOCOL

Protocol for a treatment acceptability study following the Triple Drug Community Safety Trial

Finalized 4 May 2016

Research team

Alison Krentel PhD, Investigator, Bruyère Research Institute, Ottawa Canada

Joshua Bogus MPH, Global Health Project Manager for Operations, DOLF project, Washington University, USA

Research assistant, Bruyère Research Institute

Research coordinator to be determined in each country

A. Summary

As part of the larger “Community Based Safety Study of 2-drug versus 3-drug Therapy for Lymphatic Filariasis” a study to assess treatment acceptability in the community is planned in each research site: Papua New Guinea, Indonesia, Haiti, Sri Lanka and India. The overall aim of this research is to understand the community’s acceptance of the 3-drug regimen as well as gain insight into the feasibility of administering this new therapy in the future. Part of the investigation will include assessing community member’s perception of the possible adverse events experienced as a result of the 3-drug therapy, and how that might affect future rounds of mass drug administration (MDA) at the community level. Community acceptance will be measured using a survey to community members receiving treatment during the trial. In addition, focus group discussions (FGD) will be carried out with community members and community health workers to further investigate acceptability of the new therapy. To complement the community survey and focus group discussions, a series of key informant interviews are proposed with community leaders and health personnel in the same communities to assess perceptions about the 3-drug versus the 2-drug regimen as well as gain insight into the feasibility of distributing the new regimen as well as perceptions about managing adverse events.

B. Rationale for the study

With the introduction of a new treatment regimen for the elimination of lymphatic filariasis (LF), understanding community perceptions about the treatment, its adverse events (AE) as well as its efficacy will be an important component of assessing the acceptability of the 3-drug therapy. In particular, perceptions about the severity of experienced or observed AE, the efficacy of the treatment in killing the worms and understanding the positive presence of AE will be important to investigate.

Research has demonstrated the important impact that AE can have on individuals’ acceptance of LF treatment using the 2-drug regimen [1, 2]. In some areas where MDA has been ongoing for many years, we might expect these AE to be objectively of minimal clinical significance, yet

APPENDIX 7 TREATMENT ACCEPTABILITY STUDY PROTOCOL

subjectively community members continue to report “fear of AE” as a deterrent to comply with MDA. In recent research in a low prevalence area in Indonesia, 33% of individuals interviewed reported experiencing some form of side effect or AE as a result of taking the LF treatment (A. Krentel personal experience). Thomsen et al (2016) reported a higher rate of AE in those who were administered the 3-drug regimen versus those who received the 2-drug therapy [3]. As the wider application of this new therapy is considered, it will be important to understand if the perception of these AE is different in between the two treatment arms.

Another important deterrent to compliance with MDA is a lack of understanding of the benefit of treatment [4, 5]. The 3-drug regimen has been shown to be highly effective in the reduction of microfilariae [3]; therefore communicating this message to participants will be of crucial importance. Measuring participants’ understanding of this message will be essential in determining their acceptance of AE associated with the treatment. In PNG and in neighboring Indonesia when communities understand the reasons AE occur, they welcome them as a sign that the drugs are working [6, 7]. Knowing if this message also works with the 3-drug therapy where more AE are expected to occur is important in the future promotion of this treatment.

For the purposes of this research, a mixed method approach is recommended, combining the use of a community survey, focus group discussions and in depth interviews with key informants. The community survey will allow a robust comparison of treatment acceptability between those receiving the 2-drug regimen and those receiving the 3-drug regimen. A composite score will measure acceptability, combining outcomes like the respondents’ intention to take the treatment again and willingness to recommend it to other family members. Acceptability will be analyzed by the impact of some of the known factors that impact compliance: perception of AE, knowledge about AE, perceptions about the drug characteristics (safe, number of pills, taste), knowledge of vector, belief that the treatment is associated with health, and others. In order to assess the difference between the two treatment arms, the sampling frame for the community survey will take into account which regimen the individual received.

To complement the community surveys and provide further in depth analysis, focus group discussions (FGD) are planned with specific groups in the community, namely men, women, young people and community health workers. The FGDs will provide further insight and depth for some of the questions asked in the community survey. Specifically FGDs will investigate issues expected to relate to the 3-drug regimen: number of pills, perception of AE, how to ensure directly observed treatment and proposed messages to encourage compliance.

These results will be further substantiated by interviews with key community leaders, as well as community and professional health workers working in LF elimination at the village level. These interviews will provide an understanding of the macro level issues that key informants perceive as critical to consider with the use of the 3-drug therapy. With this, interview respondents will be

APPENDIX 7 TREATMENT ACCEPTABILITY STUDY PROTOCOL

asked what advantages and concerns they have with regards to the 3-drug regimen based on their participation in and understanding of the safety trial.

The outcome of this research will provide operational recommendations to accompany the safety study. These will inform additional acceptability research if the 3-drug regimen is adopted as global policy. An important outcome will be to determine if there are any real differences in community acceptance of the 3-drug regimen when compared to the standard treatment. If there are any differences, then further investigation may be recommended. In addition, the global programme will need to consider how to adjust the delivery protocols and recommended messages used by community drug distributors giving out the 3-drug regimen. The acceptability study will provide a preliminary understanding of these issues and will provide important insights into the use of this regimen on a wider scale.

C. Study Objectives

- A. Measure the perception of AE reported by safety trial participants, comparing those in the 2-drug versus 3-drug arms
- B. Assess the overall acceptability in the community of the 3-drug regimen, as compared to the 2-drug regimen
- C. Assess the overall acceptability in the community of those individuals who are MF positive, as compared to those who are MF negative
- D. Investigate the acceptability and feasibility of delivering the 3-drug regimen

D. Community Survey

Community surveys are often called Knowledge, Attitudes and Practice (KAP) surveys because they use a cross sectional survey design to understand what community members know about disease, treatment and prevention; how they perceive factors related to the disease and finally what they do about it (e.g. take a drug, hang a bednet, use a condom). For the purposes of this survey, it is recommended to use a cross sectional survey design. However the terminology and format of the KAP may not be the most appropriate questionnaire design for the study proposed. Specific knowledge about LF disease is not a strong predictor for compliance in MDA for LF, with the exception of knowing that mosquitoes transmit LF [8, 9]. For the purposes of this research, focusing on knowledge of LF disease may not inform community acceptability of the 3-drug regimen as compared to the 2-drug regimen. Furthermore research has shown that there are important intrinsic reasons that affect people's decisions to take or not to take the LF treatment during MDA. Social norms of compliance, emotional cues, altruism and an individual's personal situation have all been shown to be associated with taking the LF drug [5, 10-12]. Understanding some of these intrinsic factors associated with taking the 3-drug regimen as opposed to the 2-drug regimen will be important in building a picture of community acceptability. As a result, although there may be similarities in some of the questions asked, it is

APPENDIX 7 TREATMENT ACCEPTABILITY STUDY PROTOCOL

recommended to call the community survey a “treatment acceptability survey” as opposed to a “KAP survey.”

1. Timing

Coverage surveys are recommended to occur as soon as possible after MDA occurs in order to reduce recall bias in respondents [13]. In order to allow some space between the clinical assessment and monitoring of AE in the community trial as well as some time for the effects of ivermectin to become apparent, the community survey should occur at least two weeks after the completion of the drug administration, and preferably no later than one month afterwards.

Once the safety trial is completed, the community survey can begin.

2. Questionnaire Development

Questionnaire development is based on previous LF surveys carried out in Indonesia and in Papua New Guinea. In addition, known influences based on the most recent literature on compliance will be included in the acceptability survey, where appropriate.

Questionnaires will be written in English and translated into the local language. In order to test the understandability of the questionnaire with the local population, the enumerators will give advice on the vocabulary used during the training and a small sample of individuals will be administered the questionnaire prior to survey implementation. At the end of this testing, these respondents will be asked to comment on the questions themselves, whether they were clear and the language was appropriate. Changes will be made if needed. The questionnaire will then be translated back into English.

3. Sampling Frame

In estimating the sample size for the acceptability survey, one of the challenges we have is that we do not know the estimated acceptability rates in people who have received the 3-drug regimen. From recent research in Indonesia (A. Krentel, personal experience) in low (MF rate=1%) and high prevalence (MF=8%) areas, we know that acceptability with DEC+ALB, as measured in the intent to take the LF drugs again, was measured as 79% and 82% respectively.

Because we do not have a 3-drug acceptability rate, we cannot estimate the difference we might expect in between the regimen groups. As a result, this survey will create preliminary data, estimating the difference in acceptability rates between those individuals receiving the 2 and 3 drug regimens as well as the difference in rates between those with positive MF rates at the start of the safety trial and those who are MF negative. This survey will provide insight into possible trends in acceptability and will inform if further investigation is needed.

APPENDIX 7 TREATMENT ACCEPTABILITY STUDY PROTOCOL

In each country, one research site will be identified for the acceptability survey. 100 individuals will be interviewed in each of the four strata (2-drug, 3-drug, MF(-), MF(+)), totaling 400 individuals in each of the 5 countries:

- Strata 1: n=100 receiving the 2-drug regimen, MF (+) and antigen (+)
- Strata 2: n=100 receiving the 2-drug regimen, MF (-)
- Strata 3: n=100, receiving the 3-drug regimen, MF (+) and antigen (+)
- Strata 4: n=100, receiving the 3-drug regimen, MF (-)

In the low prevalence areas we recognize that it will not be possible to identify 200 MF (+) individuals, so in these locations we will oversample those who are MF positive until we have identified all of the individuals and the remaining sample will be filled with antigen positive individuals. For the purposes of analysis, we expect to combine the results from all five-research countries to increase the overall power in the sample.

In order to identify the participants in the sample, once the safety trials have been completed, the enrollment lists will be sent to the statistician at Washington University in St. Louis who will select individuals randomly according to the 4 strata. Only one member of each household will be accepted for the survey. In addition, convenience factors will be taken into consideration, particularly where certain areas are remote and may be difficult for enumerators to reach in a timely manner.

Enumerators will travel to the house to interview the identified individual. Data will be collected using the REDCap system. Where individuals are not present at the time of the enumerator's visit, the enumerator can make a second attempt to reach them. After that, if they continue to remain unavailable, another randomly selected individual in the same treatment arm can replace them.

Because of the nature of the research questions, those individuals about the age of 14 years will be included in the survey sample. In addition, chronic manifestations of the disease begin to show at adolescence, so personal experience with LF may begin at this age [\[14\]](#).

4. Outcome of Interest:

Acceptability of the 3-drug therapy will be measured in a composite score from the following questions:

- Intention to take LF drugs in the future measured on a 5-point scale ranging from "I will never take this drug again" to "I will definitely take this drug again." (Adapted from Liao and Zimet 2001)

APPENDIX 7 TREATMENT ACCEPTABILITY STUDY PROTOCOL

- Willingness to encourage other family members to take the LF drug, if offered in the future measured as a 5-point scale ranging from “I will never encourage my family to take the LF drugs” to “I will definitely encourage my family to take the LF drugs.”
- Overall feeling about the LF elimination program as a 5-point scale ranging from “Very negative” to “Very positive”
- Perception of health since taking the LF drugs as a 5-point scale ranging from “Considerably worse” to “greatly improved”
- In addition to the scoring, each outcome can be converted to a binary variable for multivariate modeling.

- Inputs / Exposure variables:
 - SES data
 - Data from safety trial (clinical presence of AE, MF rate, household information)
 - Treatment arm (2-drug versus 3-drug)
 - Informed about the treatment before receiving the drug (e.g. did they receive any information)
 - Belief in the efficacy of the treatment to eliminate / prevent LF (e.g. believe that the drugs work to prevent / treat LF)
 - Belief in the efficacy of the treatment to treat scabies (e.g. believe that the drugs work to treat scabies)
 - Belief in the efficacy of the treatment to treat other intestinal worms (e.g. believe that the drugs work to treat worms)
 - Knowledge of the ‘positive’ component of AE (e.g. occur because the medicine is working)
 - Perception of AE (e.g. none, mild, moderate, severe)
 - Understanding that taking LF medicine is good for promoting health
 - Knowledge that mosquitoes transmit LF
 - Perception that the rest of the family/ household would take the LF drugs, if offered in the future (yes/no)
 - Belief that the drug distributors are doing a good job (using a 10-point scale)
 - Perceptions of the drugs (e.g. safe, neutral, dangerous)
 - Components of the drugs (e.g. number, size, taste of pills)
 - Emotions surrounding LF treatment (e.g. how does taking LF treatment make you feel?)

6. Analysis

For the data cleaning and data reduction, the following steps will be performed:

APPENDIX 7 TREATMENT ACCEPTABILITY STUDY PROTOCOL

- Check response bias
- Clean the raw data set (range check, consistency checks)
- Transfer corrected data set to STATA statistical software (Stata Corporation, College Station, Texas).
- Group continuous variables into categorical variables, namely age. Recode certain variables where needed.

For the analysis, a descriptive analysis of the whole dataset will be prepared. The data from the community survey will be linked to the safety trial within the REDCap system.

Likert scales will be analyzed as both dichotomous and as continuous variables.

For both of the predictors of acceptability (drug regimen and presence of MF) logistic regression models will be created. Presence of AE as measured in the clinical surveys will be considered in the analysis, as will subjective perceptions of AE.

E. Focus Group Discussion

1. Timing

The focus group discussions will take place at the same time as the community survey, in the same communities.

2. Sampling Frame

For the focus group discussions, we will identify persons from specific groups of people: women of reproductive age, young people, men and community health workers. The rationale behind the selection of each of these groups is related to the prevailing evidence of their participation in MDA in the literature. Women of reproductive age often do not comply with treatment because they are either pregnant or breastfeeding, however they are often the gatekeepers for health in the household and ensure members of their household takes the treatment when offered. Men and young people have been known to be less compliant with MDA and so understanding their perceptions about the 3-drug regimen, MDA in general and soliciting their advice about how best to promote and reach their communities will be informative. Finally, as community health workers are usually the persons responsible for distributing the drug at the community level, understanding their perspectives on DOT, AE and messaging for the 3-drug regimen is important.

For the FGD, women, young men and men will be selected from the cohort of individuals receiving the 3-drug regimen.

APPENDIX 7 TREATMENT ACCEPTABILITY STUDY PROTOCOL

3. Range of issues to explore include:

- How is LF elimination different / similar from the other health programs in their village?
- What are the health benefits from taking the treatment?
- What are the social benefits from taking the treatment?
- Do people like to take the pills in front of the distributor? Why or why not?
- How do you feel about the number of pills that you have to take?
- Why don't people want to take it?
- Did you have any side effects after you took the drugs (positive or negative)? How did you feel about them?
- What suggestions do you have to promote MDA to their community? Household?
- Are there any specific messages you would recommend to us?

4. Analysis

Recorded focus group discussions will be transcribed word for word in the local language. They will be translated into English. A second researcher with knowledge of English and the local language will check translation, sampling portions of each transcript and back translating them from English to the local language to check the reliability of the translation. The researchers will read through each transcript, recording emergent themes in an Excel matrix. NVivo will be used to assess trends and patterns in the interview transcripts.

F. In depth interviews with key informants

1. Timing

The key informant interviews will take place at the same time as the community survey, in the same communities.

2. Sampling Frame

A purposive sampling frame will be used, with individuals identified based on their leadership and cultural position with the village as well as their involvement with LF elimination and with the community trial. With this in mind, a range of 8-10 individuals will be included in the sample. In order to understand the acceptability of administering the 3-drug regimen, individuals to be interviewed would need to be those persons who are either directly involved with LF activities in the village or who would be involved in MDA in the future. Suggestions include community and/or religious leaders, community health workers, teachers.

3. Range of issues to explore include:

- What are the advantages of the 3-drug therapy in MDA? Disadvantages?

APPENDIX 7 TREATMENT ACCEPTABILITY STUDY PROTOCOL

- What opportunities do they see in the administration of the 3-drug therapy, versus the 2-drug therapy?
- What concerns or challenges do they see in the administration of the 3-drug therapy, versus the 2-drug therapy?
- How do they feel about the number of pills that the community is asked to take?
- How do they feel about the side effects people might have / have?
- What suggestions do they have to promote MDA in this village? This province? The country? What messages would they recommend using?
- Which groups of people do they think will be difficult to reach with future MDA? Why? Any advice to approach them?

4. Analysis

Recorded interviews will be transcribed word for word in the local language. They will be translated into English. A second researcher with knowledge of English and the local language will check translation, sampling portions of each transcript and back translating them from English to the local language to check the reliability of the translation. The researcher will read through each transcript, recording emergent themes in an Excel matrix. NVivo will be used to assess trends and patterns in the interview transcripts.

G. Ethical Considerations

1. Community Survey

Ethical approval will be obtained from the local national research institution in each country as well as Washington University in St. Louis, Case Western University and Bruyère Research Institute.

Prior to giving consent to participate, the enumerator will read out the information sheet in the local language containing the aim of the survey, the length of time it is expected to take (15 minutes) as well as the protection of confidentiality for each respondent. Following this, each respondent will be asked to sign the informed consent form and where respondents are illiterate, a mark can be made. The enumerator will indicate that informed consent has been given. Age of eligible respondents is 14 years of age and older. For those aged 14 – 18 years, parental consent will be sought and provided on the informed consent form before the interview can begin. All forms will remain with the research team and will not contain any personal information other than the individual's signature.

At the end of the interview, each respondent will be given an information sheet with the principal investigator's contact details, should there be any questions. With this sheet, the respondent will

APPENDIX 7 TREATMENT ACCEPTABILITY STUDY PROTOCOL

also receive a brief information sheet on lymphatic filariasis, the mass drug administration and who is eligible for treatment.

The data will be stored on Washington University servers during the duration of the study. After the study ends, electronic copies of the de-identified datasets will be kept by the PI indefinitely.

2. Focus Group discussions

Ethical approval will be obtained from the local national research institution in each country as well as Washington University in St. Louis, Case Western University and Bruyère Research Institute.

The interviewer will read the informed consent form to each person participating in the focus group discussion. The respondents will be asked to each sign an informed consent form for their participation. All interviews will be recorded with the permission of the respondent. Where permission is not granted, the interviewer will ask to take notes throughout the interview.

Any identifying information (name, address) will not be recorded. Individuals will not be identified in the transcripts or in the recordings and their anonymity will be maintained in all reporting and in the manuscripts. Transcripts of the interviews will remain with the research team.

The data will be stored with the PI, under password protection. After the study ends, electronic copies of the de-identified datasets will be kept by the PI indefinitely.

3. In-depth interviews with key informants

Ethical approval will be obtained from the local national research institution in each country as well as Washington University in St. Louis, Case Western University and Bruyère Research Institute.

The interviewer will read the informed consent form to each person participating in the interview. The respondents will be asked to sign an informed consent form for their participation. All interviews will be recorded with the permission of the respondent. Where permission is not granted, the interviewer will ask to take notes throughout the interview.

Any identifying information (name, address) will not be recorded and the identity of the respondent will be kept confidential in reporting. Transcripts of the interviews will remain with the research team. The data will be stored with the PI under password protection. After the study ends, electronic copies of the de-identified datasets will be kept by the PI indefinitely.

APPENDIX 7 TREATMENT ACCEPTABILITY STUDY PROTOCOL

References

1. Krentel A, Fischer PU, Weil GJ. A Review of Factors That Influence Individual Compliance with Mass Drug Administration for Elimination of Lymphatic Filariasis. *PLoS neglected tropical diseases*. 2013;7(11):e2447. Epub November 21, 2013. doi: doi:10.1371/journal.pntd.0002447.
2. Babu BV, Babu GR. Coverage of, and compliance with, mass drug administration under the programme to eliminate lymphatic filariasis in India: a systematic review. *Transactions of the Royal Society of Tropical Medicine and Hygiene*. 2014;108(9):538-49. Epub 2014/04/15. doi: 10.1093/trstmh/tru057. PubMed PMID: 24728444.
3. Thomsen E, Sanuku N, Baea M, Satofan S, Maki E, Lombore B, et al. Efficacy, Safety, and Pharmacokinetics of Coadministered Diethylcarbamazine, Albendazole, and Ivermectin for Treatment of Bancroftian Filariasis. *Clinical Infectious Diseases*. 2016;62(3):334-41. doi: 10.1093/cid/civ882.
4. Ramaiah KD, Kumar KNV, Hosein E, Krishnamoorthy P, Augustin DJ, Snehalatha KS, et al. A campaign of 'communication for behavioural impact' to improve mass drug administrations against lymphatic filariasis: structure, implementation and impact on people's knowledge and treatment coverage. *Annals of Tropical Medicine and Parasitology*. 2006;100(4):345-61. doi: 10.1179/136485906x105598. PubMed PMID: WOS:000238656500007.
5. Babu BV, Suchismita M. Mass drug administration under the programme to eliminate lymphatic filariasis in Orissa, India: a mixed-methods study to identify factors associated with compliance and non-compliance. *Transactions of the Royal Society of Tropical Medicine and Hygiene*. 2008;102(12):1207-13. doi: http://dx.doi.org/10.1016/j.trstmh.2008.05.023. PubMed PMID: 20083317171.
6. Bockarie MJ, Tisch DJ, Kastens W, Alexander NDE, Dimber Z, Bockarie F, et al. Mass treatment to eliminate filariasis in Papua New Guinea. *New England Journal of Medicine*. 2002;347(23):1841-8.
7. Krentel A, Fischer P, Manoempil P, Supali T, Servais G, Rückert P. Using knowledge, attitudes and practice [KAP] surveys on lymphatic filariasis to prepare a health promotion campaign for mass drug administration in Alor District, Indonesia. *Tropical Medicine & International Health*. 2006;11(11):1731-40.
8. Cantey PT, Rao G, Rout J, Fox LM. Predictors of compliance with a mass drug administration programme for lymphatic filariasis in Orissa State, India 2008. *Tropical Medicine and International Health*. 2010;15(2):224-31. doi: http://dx.doi.org/10.1111/j.1365-3156.2009.02443.x. PubMed PMID: 2010046751.
9. Mathieu E, Lammie PJ, Radday J, Beach MJ, Streit T, Wendt J, et al. Factors associated with participation in a campaign of mass treatment against lymphatic filariasis, in Leogane, Haiti. *Annals of Tropical Medicine and Parasitology*. 2004;98(7):703-14. doi: 10.1179/000349804x3135. PubMed PMID: WOS:000224651200006.
10. Krentel A, Aunger R. Causal chain mapping: a novel method to analyse treatment compliance decisions relating to lymphatic filariasis elimination in Alor, Indonesia. *Health*

APPENDIX 7 TREATMENT ACCEPTABILITY STUDY PROTOCOL

- Policy Plan. 2011. Epub 2011/06/30. doi: 10.1093/heapol/czr048. PubMed PMID: 21712348.
11. Fraser M, Taleo G, Taleo F, Yaviong J, Amos M, Babu M, et al. Evaluation of the program to eliminate lymphatic filariasis in Vanuatu following two years of mass drug administration implementation: results and methodologic approach. *The American journal of tropical medicine and hygiene*. 2005;73(4):753-8.
 12. Nandha B, Sadanandane C, Jambulingam P, Das P. Delivery strategy of mass annual single dose DEC administration to eliminate lymphatic filariasis in the urban areas of Pondicherry, South India: 5 years of experience. *Filaria J*. 2007;6:7. Epub 2007/08/28. doi: 10.1186/1475-2883-6-7. PubMed PMID: 17718908; PubMed Central PMCID: PMC2020462.
 13. Worrell C, Mathieu E. Drug Coverage Surveys for Neglected Tropical Diseases: 10 Years of Field Experience. *American Journal of Tropical Medicine and Hygiene*. 2012;87(2):216-22.
 14. Witt C, Ottesen EA. Lymphatic filariasis: an infection of childhood. *Tropical Medicine & International Health*. 2001;6(8):582-606.

APPENDIX 7 TREATMENT ACCEPTABILITY STUDY PROTOCOL

Information Sheet And Informed Consent For Community Survey

As part of the “Community Based Safety Study of 2-drug versus 3-drug Therapy for Lymphatic Filariasis” that just happened in your area last month, we are asking some people who participated in that study to take part in a short survey so that we can understand more about lymphatic filariasis [or local name], the drugs used in the safety trial and health in general. Your name was selected randomly from the list of people who participated in that safety trial.

It is important that you understand why we are doing this survey, so please read this information sheet carefully. If you have any more questions, ask the interviewer and they will try to answer them for you.

We are interested in the experiences people had participating in the safety trial and what they understand about lymphatic filariasis [or local name]. We would like to talk to about 400 people in this area so that we can understand better how people felt about taking the LF drugs. Your participation is entirely voluntary and you are under no obligation to participate. Whether or not you choose to participate, your status and access to health care will not be affected in any way.

If you do choose to help with this study, we will only need about 15 minutes of your time to ask you some questions. At any time during this discussion, you are free to stop and withdraw from the study. You do not have to give the interviewer a reason.

The information that you provide during our discussion will be completely confidential. We will record your answers on a tablet. All digital files will remain with the main investigator and will be password protected.

APPENDIX 7 TREATMENT ACCEPTABILITY STUDY PROTOCOL

Consent for Community Survey

I have read the information sheet provided or it has been read to me concerning this study and I understand what will be required of me if I participate in this study, which will be a verbal interview and discussion.

My questions regarding this study have been answered by: _____.

I understand that at any time I may withdraw from this study without giving a reason and without having any effect on my access to health care.

I agree to take part in this study.

Signature of the respondent: _____

Signature of a witness: _____

Signature of the enumerator to indicate that the informed consent has been read and the information sheet given to the respondent: _____

APPENDIX 7 TREATMENT ACCEPTABILITY STUDY PROTOCOL

Information sheet and informed consent for in depth interviews with key informant

As part of the “Community Based Safety Study of 2-drug versus 3-drug Therapy for Lymphatic Filariasis” that just happened in your area last month, we are asking some people who participated in that study to take part in a verbal discussion so that we can understand more about lymphatic filariasis [or local name], the drugs used in the safety trial and health in general. It is important that you understand why we are doing this survey, so please read this information sheet carefully. If you have any more questions, ask the interviewer and they will try to answer them for you.

We are interested in the experiences people had participating in the safety trial and what they understand about lymphatic filariasis [or local name]. We would like to talk to about 8 people in this area so that we can understand better how people felt about taking the LF drugs. Your participation is entirely voluntary and you are under no obligation to participate. Whether or not you choose to participate, your status and access to health care will not be affected in any way.

If you do choose to help with this study, we will only need about one hour of your time to ask you some questions and to discuss informally. At any time during this discussion, you are free to stop and withdraw from the study. You do not have to give the interviewer a reason.

The information that you provide during our discussion will be completely confidential and we will not even write down your name or address. We will take some written notes during our discussion and if you agree, we may also record the interview using a digital recorder so that it will be easier to remember what we discussed. All digital files will remain with the main investigator and your name and address will not be recorded. We will write down the conversation and store it safely, with a password. Other researchers may ask to look at our discussion together, and we may share it with them, provided that they respect the same rules of confidentiality.

APPENDIX 7 TREATMENT ACCEPTABILITY STUDY PROTOCOL

Consent for in depth interviews with key informant

I have read the information sheet provided or it has been read to me concerning this study and I understand what will be required of me if I participate in this study, which will be a verbal interview and discussion.

My questions regarding this study have been answered by: _____.

I understand that at any time I may withdraw from this study without giving a reason and without having any effect on my access to health care.

I agree to take part in this study.

Signature of the respondent: _____

Signature of a witness: _____

Signature of the enumerator to indicate that the informed consent has been read and the information sheet given to the respondent: _____

APPENDIX 7 TREATMENT ACCEPTABILITY STUDY PROTOCOL

Information Sheet And Informed Consent For Focus Group Discussion Participants

As part of the “Community Based Safety Study of 2-drug versus 3-drug Therapy for Lymphatic Filariasis” that just happened in your area last month, we are asking some people who participated in that study to take part in a focus group discussion so that we can understand more about lymphatic filariasis [or local name], the drugs used in the safety trial and health in general. It is important that you understand why we are doing this survey, so please read this information sheet carefully. If you have any more questions, ask the interviewer and they will try to answer them for you.

We are interested in the experiences people had participating in the safety trial and what they understand about lymphatic filariasis [or local name]. We would like to talk to about 4 groups of people in this area so that we can understand better how people felt about taking the LF drugs. Your participation is entirely voluntary and you are under no obligation to participate. Whether or not you choose to participate, your status and access to health care will not be affected in any way.

If you do choose to help with this study, we will only need about one hour of your time to ask you some questions and to discuss informally. At any time during this discussion, you are free to stop and withdraw from the study. You do not have to give the interviewer a reason.

The information that you provide during our discussion will be completely confidential and we will not even write down your name or address. We will take some written notes during our discussion and if you agree, we may also record the interview using a digital recorder so that it will be easier to remember what we discussed. All digital files will remain with the main investigator and your name and address will not be recorded. We will write down the conversation and store it safely, with a password. Other researchers may ask to look at our discussion together, and we may share it with them, provided that they respect the same rules of confidentiality.

APPENDIX 7 TREATMENT ACCEPTABILITY STUDY PROTOCOL

Consent for Focus Group Discussion Participants

I have read the information sheet provided or it has been read to me concerning this study and I understand what will be required of me if I participate in this study, which will be a verbal interview and group discussion.

My questions regarding this study have been answered by: _____.

I understand that at any time I may withdraw from this study without giving a reason and without having any effect on my access to health care.

I agree to take part in this study.

Signature of the respondent: _____

Signature of a witness: _____

Signature of the enumerator to indicate that the informed consent has been read and the information sheet given to the respondent: _____